AUTODOC
Expert in auto parts!

How to replace the front brake pads of disc brake on Renault Scenic II

Carry out replacement in the following order:

Perform the replacement of brake pads in complete set for each axis. This provides effective braking.

1

Tighten the parking brake lever.

2

Place wedge blocks under the rear wheels.

3



Loosen the wheel mounting bolts.

4

Raise the front of the car and secure on supports.

5

Remove the front wheels.

How to replace the front brake pads of disc brake on Renault Scenic II

6.1



Unscrew the brake caliper fastening

6.2

7



Remove the brake caliper.

AutoDoc recommends:

Tie the caliper to the suspension or to the body with a wire without disconnecting from the brake hose to prevent depressurization of the brake system.

Do not press the brake pedal after removing the brake pads. This will lead to the piston drop out of the brake cylinder, brake fluid leakage and the system depressurization.

8

With the help of a special tool push in the brake caliper piston to a stop.

9.1



Remove two brake pads and the springs from the brake pad guide pin.

9.2



9.3



AutoDoc recommends:

Do not use mineral oil or tools with sharp edges to clean the seating and guiding surfaces.

Measure the brake disc thickness. Upon reaching the wear limit the part must be replaced.

10

Install new springs on the pad guide pin.

How to replace the front brake pads of disc brake on Renault Scenic II

11.1

11.2



Install new brake pads

12.1



12.2

Install the brake caliper and fix it.

12.3



13

Install the wheel.

14



Lower the car and working in a cross order, tighten the wheel bolts.

AutoDoc recommends:

Check the brake fluid level in the expansion tank and refill if necessary.

After replacing the brake pads drive for 150-200 km, with 50% of applied braking force. This is necessary for the pads to quickly burnish. Avoid unnecessary and heavy braking to a full car stop.

We hope that this information have been useful for you!

Video tutorials

Watch our detailed video guides about your Renault Scenic II repair on our youtube channel. Watch video guides.

AutoDoc online

Highest quality brake pads for your car Renault Scenic II are available on AutoDoc. Go to the website.

How to replace the front brake pads of disc brake on Renault Scenic II

AUTODOC — TOP QUALITY AND AFFORDABLE CAR PARTS ONLINE

QUALITY AUTO PARTS

RENAULT

BRAKE PADS

RENAULT SCENIC II

BRAKE PADS FOR RENAULT

BRAKE PADS FOR RENAULT SCENIC II

Disclaimer:

The document contains only general recommendations that may be useful for you when you perform repair or replacement works. AutoDoc shall not be liable for any loss, injury, damage of property, acquired in the repair or replacement process due to incorrect usage or misinterpretation of the provided information.

AutoDoc shall not be liable for any possible mistakes and uncertainties in this guide. The information provided is for informative purposes only and cannot replace advice from specialists.

AutoDoc shall not be liable for incorrect or hazardous usage of equipment, tools and car parts. AutoDoc strongly recommends to be careful and observe the safety rules when performing repair or replacement works. Remember: usage of low quality auto parts does not guarantee you the appropriate level of road safety.

AUTODOC IN SOCIAL MEDIA