

Carry out replacement in the following order:

1

Open the hood

2.1



Disconnect the fuel sensor wiring from the fuel filter.

2.2




3.1




Loosen the fuel supply lines fastening to the fuel filter.

3.2



4



Disconnect the fuel supply lines from the fuel filter.

5.1



Unscrew the fuel filter cover.

5.2



6.1



Remove the filter element from the filter housing

6.2



7



Remove the old sealing ring.

8



Install new O-rings of the filter element.

9.1



Install a new filter element into the holder, and then the entire assembly into the case, aligning the element upper part with the housing.

9.2



9.3



10.1



Install and tighten the cap of the fuel filter housing.

10.2




11



Connect the fuel supply lines to the fuel filter and tighten the fasteners.

12



Connect the fuel sensor wiring to the fuel filter.

13

Close the hood

i AutoDoc recommends:

Before the start be sure to bleed the fuel system to prevent the air inleakage.



We hope that this information have been useful for you!

Video tutorials

Watch our detailed video guides about your Opel Astra H repair on our youtube channel. Watch video guides.

AutoDoc online

Highest quality fuel filters for your car Opel Astra H are available on AutoDoc. Go to the website.

AUTODOC — TOP QUALITY AND AFFORDABLE CAR PARTS ONLINE

QUALITY AUTO PARTS



OPEL



FUEL FILTERS



OPEL ASTRA H



FUEL FILTERS FOR OPEL



FUEL FILTERS FOR OPEL ASTRA H



Disclaimer:

The document contains only general recommendations that may be useful for you when you perform repair or replacement works. AutoDoc shall not be liable for any loss, injury, damage of property, acquired in the repair or replacement process due to incorrect usage or misinterpretation of the provided information.

AutoDoc shall not be liable for any possible mistakes and uncertainties in this guide. The information provided is for informative purposes only and cannot replace advice from specialists.

AutoDoc shall not be liable for incorrect or hazardous usage of equipment, tools and car parts. AutoDoc strongly recommends to be careful and observe the safety rules when performing repair or replacement works. Remember: usage of low quality auto parts does not guarantee you the appropriate level of road safety.

AUTODOC IN SOCIAL MEDIA

