AUTODOC
Expert in auto parts!

How to replace a cabin air filter on Mercedes-Benz E-Class W211

Carry out replacement in the following order:

Replace the cabin filter on the Mercedes-Benz E-Class W211 at least once every six months, at the beginning of the spring and autumn seasons.

1

Open the hood

2.1

Remove the cabin filter housing cover

2.2

3.1

Remove the filter element from the filter housing

3.2



4.1

Insert a new filter element into the filter housing

4.2

4.3

AutoDoc recommends:

Follow the air flow direction arrow on the filter.

Don't try to clean and reuse the filter, it will affect the air cleaning quality in the cabin of the Mercedes-Benz E-Class W211.

Check out the correct location of the filter element. Do not skew.

5.1

Reinstall the cabin filter housing cover

5.2

6

Close the hood

We hope that this information have been useful for you!

Video tutorials

Watch our detailed video guides about your Mercedes-Benz E-Class W211 repair on our youtube channel. Watch video guides.

AutoDoc online

Highest quality interior air filters for your car Mercedes-Benz E-Class W211 are available on AutoDoc. Go to the website.

AUTODOC — TOP QUALITY AND AFFORDABLE CAR PARTS ONLINE

QUALITY AUTO PARTS



MERCEDES-BENZ

INTERIOR AIR FILTERS

MERCEDES-BENZ E-CLASS W211

INTERIOR AIR FILTERS FOR MERCEDES-BENZ

Mercedes-Benz



INTERIOR AIR FILTERS FOR MERCEDES-BENZ E-CLASS W211

Disclaimer:

The document contains only general recommendations that may be useful for you when you perform repair or replacement works. AutoDoc shall not be liable for any loss, injury, damage of property, acquired in the repair or replacement process due to incorrect usage or misinterpretation of the provided information.

AutoDoc shall not be liable for any possible mistakes and uncertainties in this guide. The information provided is for informative purposes only and cannot replace advice from specialists.

AutoDoc shall not be liable for incorrect or hazardous usage of equipment, tools and car parts. AutoDoc strongly recommends to be careful and observe the safety rules when performing repair or replacement works. Remember: usage of low quality auto parts does not guarantee you the appropriate level of road safety.

AUTODOC IN SOCIAL MEDIA