AUTODOC
Expert in auto parts!

How to replace the rear brake disc on Mercedes-Benz A W169

Carry out replacement in the following order:

Replace the brake disks on the car Mercedes-Benz A W169 in complete set for each axis. Regardless of the state of components. This will ensure even braking.

1

Fully lower the parking brake lever.

2

Place wedge blocks under the front wheels.

3

Loosen the wheel mounting bolts.

4

Raise the rear of the car and secure on supports.

5

Remove the rear wheels.

How to replace the rear brake disc on Mercedes-Benz A W169

6.1

Unscrew the brake caliper fastening

6.2

7



Remove the brake caliper.

AutoDoc recommends:

Tie the caliper to the suspension or to the body with a wire without disconnecting from the brake hose to prevent depressurization of the brake system.

Do not press the brake pedal after removing the brake pads. This will lead to the piston drop out of the brake cylinder, brake fluid leakage and the system depressurization.

8.1

Unscrew the brake disc mounting bolts and remove it.

8.2

AutoDoc recommends:

Clean the hub and apply high temperature grease to the seating surface of the disc.

9

Pull the brake pads back if needed.

10.1

Install the new brake disc on the hub and tighten the screws.

10.2

11.1

Install the brake caliper and fix it.

11.2



11.3

12

Install the wheel.

13

Lower the car and working in a cross order, tighten the wheel bolts.

AutoDoc recommends:

Check the brake fluid level in the expansion tank and refill if necessary.

We hope that this information have been useful for you!

Video tutorials

Watch our detailed video guides about your Mercedes-Benz A W169 repair on our youtube channel. Watch video guides.

AutoDoc online

Highest quality brake discs for your car Mercedes-Benz A W169 are available on AutoDoc. Go to the website.

How to replace the rear brake disc on Mercedes-Benz A W169

AUTODOC — TOP QUALITY AND AFFORDABLE CAR PARTS ONLINE

QUALITY AUTO PARTS



MERCEDES-BENZ

BRAKE DISCS

MERCEDES-BENZ A W169

BRAKE DISCS FOR MERCEDES-BENZ

BRAKE DISCS FOR MERCEDES-BENZ A W169

Disclaimer:

The document contains only general recommendations that may be useful for you when you perform repair or replacement works. AutoDoc shall not be liable for any loss, injury, damage of property, acquired in the repair or replacement process due to incorrect usage or misinterpretation of the provided information.

AutoDoc shall not be liable for any possible mistakes and uncertainties in this guide. The information provided is for informative purposes only and cannot replace advice from specialists.

AutoDoc shall not be liable for incorrect or hazardous usage of equipment, tools and car parts. AutoDoc strongly recommends to be careful and observe the safety rules when performing repair or replacement works. Remember: usage of low quality auto parts does not guarantee you the appropriate level of road safety.

AUTODOC IN SOCIAL MEDIA