



How to change auxiliary
indicator on **Toyota Yaris**
P1 – replacement guide

VIDEO TUTORIAL




ⓘ Important!

This replacement procedure can be used for:

TOYOTA Yaris I Hatchback (P1) 1.0 (SCP10_), TOYOTA Yaris I Hatchback (P1) 1.5 (NCP13_), TOYOTA Yaris I Hatchback (P1) 1.4 D-4D (NLP10_), TOYOTA Yaris I Hatchback (P1) 1.3 (SCP12_)

The steps may slightly vary depending on the car design.

REPLACEMENT: AUXILIARY INDICATOR – TOYOTA
YARIS P1. LIST OF THE TOOLS YOU'LL NEED:



- Electronic spray

BUY TOOLS


Replacement: auxiliary indicator – Toyota Yaris P1. AUTODOC recommends:

- Replace both turn signal repeater lights at the same time.
- The procedure for replacing the right and left turn signal repeater lights is the same.
- Please note: all work on the car – Toyota Yaris P1 – should be done with the engine switched off.

CARRY OUT REPLACEMENT IN THE FOLLOWING ORDER:

1

Push the turn signal repeater light clip to release it.



AUTODOC recommends:


- Replacement: auxiliary indicator – Toyota Yaris P1. Do not use excessive force when removing the part as this may damage it.

2


Remove the turn signal repeater light.



3 Detach the connector of the turn signal repeater light.




4 Treat the connector of the turn signal repeater light. Use electronic spray.



5 Attach the connector of the turn signal repeater light.



6 Install a new turn signal repeater light.




AUTODOC recommends:

- Replacement: auxiliary indicator – Toyota Yaris P1. To avoid damaging the part during installation, do not use excessive force.

7

Push the turn signal repeater light clip to secure it.




8

Switch on the ignition.

9

Check the operation of the turn signal repeater light.



10

Switch off the ignition.

WELL DONE! 👍

[VIEW MORE TUTORIALS](#)

AUTODOC – TOP QUALITY AND AFFORDABLE CAR PARTS ONLINE

AUTODOC MOBILE APP: GREAT DEALS AND CONVENIENT SHOPPING

AUTODOC+

GET IT ON
Google Play

Download on the
App Store

Download

A GREAT SELECTION OF SPARE PARTS FOR YOUR CAR

BUY SPARE PARTS FOR TOYOTA

AUXILIARY INDICATOR: A WIDE SELECTION

CHOOSE CAR PARTS FOR TOYOTA YARIS P1

AUXILIARY INDICATOR FOR TOYOTA: BUY NOW

**AUXILIARY INDICATOR FOR TOYOTA YARIS P1: THE BEST
DEALS & OFFERS**

ⓘ DISCLAIMER:

The document contains only general recommendations that may be useful for you when you perform repair or replacement work. AUTODOC shall not be liable for any loss, injury, damage of property occurring in the repair or replacement process due to incorrect use or misinterpretation of the provided information.

AUTODOC shall not be liable for any possible mistakes and uncertainties in this guide. The information provided is for information purposes only and cannot replace advice from specialists.

AUTODOC shall not be liable for incorrect or hazardous usage of equipment, tools and car parts. AUTODOC strongly recommends to be careful and observe the safety rules when performing repair or replacement works. Remember: usage of low quality auto parts does not guarantee you the appropriate level of road safety.

© Copyright 2022 – All the contents of this website, in particular texts, photographs and graphics, are protected by copyright. All rights, including reproduction, publication, editing and translation rights, are reserved by AUTODOC GmbH.