



How to change pollen  
filter on **BMW X5 E53** –  
replacement guide

## VIDEO TUTORIAL

** Important!**

This replacement procedure can be used for:

BMW X5 (E53) 3.0 d, BMW X5 (E53) 4.6 is, BMW X5 (E53) 3.0 i, BMW X5 (E53) 4.4 i,  
BMW X5 (E53) 4.8 is

---

The steps may slightly vary depending on the car design.

Replacement: pollen filter – BMW X5 E53. Tip from AUTODOC:

- Replace the cabin filter at least once every six months, in early spring and autumn seasons.
- Follow the terms, recommendations and requirements of the part operation provided by the manufacturer.
- If the air flow into the cabin has sharply reduced, replace the filter before a scheduled maintenance.
- All work should be done with the engine stopped.

**REPLACEMENT: POLLEN FILTER – BMW X5 E53. RECOMMENDED SEQUENCE OF STEPS:**

1 Open the bonnet.




2 Use a fender protection cover to prevent damaging paintwork and plastic parts of the car.

3 Unscrew the fasteners of the cabin filter housing cover.




4

Raise a little the cabin filter housing cover.



5

Remove the cabin filter.




Replacement: pollen filter – BMW X5 E53. Professionals recommend:

- Do not attempt to clean and reuse the filter - it will affect the quality of air cleaning inside the car.

6

Install the cabin filter to its mounting seat.




**AUTODOC recommends:**

- Follow the air flow direction arrow on the filter.
- Replacement: pollen filter – BMW X5 E53. Be sure to position the filtering element correctly. Avoid misalignment.
- Take care to only use quality filters.


7

Reinstall the cabin filter housing cover.



8

Screw in the fasteners of the cabin filter housing cover.



9

Remove the fender protection cover.

10

Close the hood.



**WELL DONE!** 

**VIEW MORE TUTORIALS**

# AUTODOC – TOP QUALITY AND AFFORDABLE CAR PARTS ONLINE

**AUTODOC MOBILE APP: GREAT DEALS AND CONVENIENT SHOPPING**



**+ AUTODOC**

GET IT ON  
**Google Play**

Download on the  
**App Store**

**Download**

**A GREAT SELECTION OF SPARE PARTS FOR YOUR CAR**

**BUY SPARE PARTS FOR BMW**

**POLLEN FILTER: A WIDE SELECTION**

**CHOOSE CAR PARTS FOR BMW X5 E53**

**POLLEN FILTER FOR BMW: BUY NOW**

**POLLEN FILTER FOR BMW X5 E53: THE BEST DEALS & OFFERS**

### **DISCLAIMER:**

The document contains only general recommendations that may be useful for you when you perform repair or replacement work. AUTODOC shall not be liable for any loss, injury, damage of property occurring in the repair or replacement process due to incorrect use or misinterpretation of the provided information.

AUTODOC shall not be liable for any possible mistakes and uncertainties in this guide. The information provided is for information purposes only and cannot replace advice from specialists.

AUTODOC shall not be liable for incorrect or hazardous usage of equipment, tools and car parts. AUTODOC strongly recommends to be careful and observe the safety rules when performing repair or replacement works. Remember: usage of low quality auto parts does not guarantee you the appropriate level of road safety.

© Copyright 2023 – All the contents of this website, in particular texts, photographs and graphics, are protected by copyright. All rights, including reproduction, publication, editing and translation rights, are reserved by AUTODOC SE.