



How to change headlight
bulb on **VW Voyage**
(5U4) – replacement
guide

SIMILAR VIDEO TUTORIAL



This video shows the replacement procedure of a similar car part on another vehicle

Important!

This replacement procedure can be used for:
VW Voyage (5U4) 1.0 Flex, VW Voyage (5U4) 1.6

The steps may slightly vary depending on the car design.

This tutorial was created based on the replacement procedure for a similar car part on: VW Touran I (1T3) 1.6 TDI

REPLACEMENT: HEADLIGHT BULB – VW VOYAGE
(5U4). TOOLS YOU MIGHT NEED:



- Electronic spray

- Flat screwdriver

[Buy tools](#)


Replacement: headlight bulb – VW Voyage (5U4). Professionals recommend:

- The replacement procedure is identical for the left and right headlight bulbs.
- Replace the bulbs in both headlights at a time.
- All work should be done with the engine stopped.

REPLACEMENT: HEADLIGHT BULB – VW VOYAGE (5U4). USE THE FOLLOWING PROCEDURE:

1 Switch off the ignition. Open the hood.

2 Remove the headlight rear cover.




3 Detach the bulb holder by turning it by ~30°. Remove the holder from the headlight mounting seat.



4

Remove the old bulb. Use a flat screwdriver. Check the condition of the bulb holder terminals. Replace if necessary.



Replacement: headlight bulb – VW Voyage (5U4). AUTODOC recommends:

- Clean the bulb mounting seat on the holder.

5

Install a new bulb into the holder.



AUTODOC recommends:

- Avoid touching the bulb glass. The finger marks left on it may cause failure.


6

Install the bulb holder into the headlight mounting seat. Secure the bulb holder by turning it by ~30°.



7

Install and secure the headlight rear cover.



8

Switch on the ignition.

9

Switch on the headlights to check whether the new lamp functions properly.

10

Close the hood.

WELL DONE! 👍

[VIEW MORE TUTORIALS](#)

AUTODOC – TOP QUALITY AND AFFORDABLE CAR PARTS ONLINE

AUTODOC MOBILE APP: GREAT DEALS AND CONVENIENT SHOPPING

AUTODOC

GET IT ON
Google Play

Download on the
App Store

Download

A GREAT SELECTION OF SPARE PARTS FOR YOUR CAR

HEADLIGHT BULB: A WIDE SELECTION

(i) DISCLAIMER:

The document contains only general recommendations that may be useful for you when you perform repair or replacement work. AUTODOC shall not be liable for any loss, injury, damage of property occurring in the repair or replacement process due to incorrect use or misinterpretation of the provided information.

AUTODOC shall not be liable for any possible mistakes and uncertainties in this guide. The information provided is for information purposes only and cannot replace advice from specialists.

AUTODOC shall not be liable for incorrect or hazardous usage of equipment, tools and car parts. AUTODOC strongly recommends to be careful and observe the safety rules when performing repair or replacement works. Remember: usage of low quality auto parts does not guarantee you the appropriate level of road safety.

© Copyright 2021 – All the contents of this website, in particular texts, photographs and graphics, are protected by copyright. All rights, including reproduction, publication, editing and translation rights, are reserved by AUTODOC GmbH.