



How to change engine oil
and filter on **VW Passat
B8 Saloon (3G2, CB2)** –
replacement guide

SIMILAR VIDEO TUTORIAL



This video shows the replacement procedure of a similar car part on another vehicle

Important!

This replacement procedure can be used for:

VW Passat B8 Saloon (3G2, CB2) 1.8 TSI, VW Passat B8 Saloon (3G2, CB2) 2.0 TSI,
VW Passat B8 Saloon (3G2, CB2) 2.0 TSI 4motion

The steps may slightly vary depending on the car design.

This tutorial was created based on the replacement procedure for a similar car part on: VW Golf VII Hatchback (5G1, BQ1, BE1, BE2) 1.8 TSI

REPLACEMENT: ENGINE OIL AND FILTER – VW PASSAT B8 SALOON (3G2, CB2). LIST OF THE TOOLS YOU'LL NEED:



- Nylon cleaning brush
- All-purpose cleaning spray
- Torque wrench
- Drive socket # 32
- Ratchet wrench
- Flat screwdriver
- Oil drain pan
- Funnel
- Fender cover

Buy tools

Replacement: engine oil and filter – VW Passat B8 Saloon (3G2, CB2). Tip from AUTODOC:


- Replace the oil filter every time when changing motor oil.
- Wear gloves to prevent contact with hot liquid.
- Please note: all work on the car – VW Passat B8 Saloon (3G2, CB2) – should be done with the engine switched off.

CARRY OUT REPLACEMENT IN THE FOLLOWING ORDER:


1 Open the hood.

2 Use a fender protection cover to prevent damaging paintwork and plastic parts of the car.

3 Clean the cap of the oil filler neck. Use all-purpose cleaning spray.



4 Clean the oil filter housing cap. Use all-purpose cleaning spray.




5 Unscrew the oil filler plug.



6 Pull up the oil dipstick.



7 Unscrew the filter housing cap together with the old filter element. Use a drive socket #32. Use a ratchet wrench.



8 Put the old oil filter in the container.



9 Lift the car using a jack or place it over an inspection pit.

Replacement: engine oil and filter – VW Passat B8 Saloon (3G2, CB2). Tip from AUTODOC experts:

- The vehicle must be on even keel, and if it is at an angle, the drain plug must be at the lowest point.

10

Put a waste oil container with at least 5 l capacity under the drainage hole.



11

Clean the area of the oil pan drainage hole. Use a nylon cleaning brush. Use all-purpose cleaning spray.



12

Unscrew the drain plug. Use a flat screwdriver.



13 Drain the used oil.



AUTODOC recommends:

- Caution! The oil may be hot.
- Wait until the oil has completely drained from the drainage hole.

14 Detach the oil filter from the filter cover.



15 Remove the oil filter cover O-ring. Use a flat screwdriver.



16 Clean the oil filter housing cap. Use all-purpose cleaning spray.



17 Install a new O-ring to its mounting seat on the filter cover.



18 Install the new oil filter to the mounting seat on the filter cover.



19 Lubricate the rubber seal of the new filter with a little amount of fresh oil.



20 Clean the area of the oil pan drainage hole. Use all-purpose cleaning spray.



21 Screw in the new oil drain plug. Use a flat screwdriver.




22 Clean the area of the oil pan drainage hole. Use all-purpose cleaning spray.



23 Lower the car.

24 Install a new oil filter housing cover and tighten it. Use a drive socket #32. Use a torque wrench. Tighten it to 20 Nm torque.



25 Remove the oil filler cap.

26 Insert the funnel.



27 Pour new oil into the engine in the amount recommended by the car manufacturer.



Replacement: engine oil and filter – VW Passat B8 Saloon (3G2, CB2).
 AUTODOC experts recommend:

- Use the oil recommended by the manufacturer.

28

Check the oil level using the dipstick. Top up oil if necessary.



Please note!

- The oil level should be between the Min and Max marks.

29

Install the oil filler cap.



30

Tighten the oil filler cap.



31


Run the engine for a few minutes. After the oil pressure warning light goes out, stop the engine.

AUTODOC recommends:

- Note that oil pressure warning light, which indicates insufficient pressure in the lubrication system, may be on for a longer time than usual. After a few seconds, the oil will fill all the channels, and the light will go out.

32

Check the oil level 5 minutes after the stop of the engine operation using a dipstick and add oil if necessary.



Please note!

- The oil level should be between the Min and Max marks.
- Make sure that the oil filler cap is properly tightened.
- Check the threaded plug of the drainage hole and the oil filter seal for tightness. If necessary, carefully tighten them up.

33

Remove the fender protection cover.

34

Close the hood.

Replacement: engine oil and filter – VW Passat B8 Saloon (3G2, CB2).
AUTODOC recommends:

- To protect the environment from pollution, be sure to dispose of the used filters at special collection points.

WELL DONE! 

[VIEW MORE TUTORIALS](#)

AUTODOC – TOP QUALITY AND AFFORDABLE CAR PARTS ONLINE

AUTODOC MOBILE APP: GREAT DEALS AND CONVENIENT SHOPPING



+ AUTODOC

GET IT ON
 **Google Play**

Download on the
 **App Store**

Download

A GREAT SELECTION OF SPARE PARTS FOR YOUR CAR

OIL FILTER: A WIDE SELECTION

DISCLAIMER:

The document contains only general recommendations that may be useful for you when you perform repair or replacement work. AUTODOC shall not be liable for any loss, injury, damage of property occurring in the repair or replacement process due to incorrect use or misinterpretation of the provided information.

AUTODOC shall not be liable for any possible mistakes and uncertainties in this guide. The information provided is for information purposes only and cannot replace advice from specialists.

AUTODOC shall not be liable for incorrect or hazardous usage of equipment, tools and car parts. AUTODOC strongly recommends to be careful and observe the safety rules when performing repair or replacement works. Remember: usage of low quality auto parts does not guarantee you the appropriate level of road safety.

© Copyright 2022 – All the contents of this website, in particular texts, photographs and graphics, are protected by copyright. All rights, including reproduction, publication, editing and translation rights, are reserved by AUTODOC GmbH.