



How to change front
brake discs on **VW**
Passat B5 GP Saloon
(3BG, 3B3) – replacement
guide

SIMILAR VIDEO TUTORIAL



This video shows the replacement procedure of a similar car part on another vehicle

ⓘ Important!

This replacement procedure can be used for:

VW Passat B5 GP Saloon (3BG, 3B3) 1.6, VW Passat B5 GP Saloon (3BG, 3B3) 1.9 TDI, VW Passat B5 GP Saloon (3BG, 3B3) 2.3 V5, VW Passat B5 GP Saloon (3BG, 3B3) 2.0, VW Passat B5 GP Saloon (3BG, 3B3) 2.5 TDI, VW Passat B5 GP Saloon (3BG, 3B3) 1.8 T 20V, VW Passat B5 GP Saloon (3BG, 3B3) 2.8 4motion, VW Passat B5 GP Saloon (3BG, 3B3) 2.5 TDI 4motion, VW Passat B5 GP Saloon (3BG, 3B3) 1.9 TDI 4motion, VW Passat B5 GP Saloon (3BG, 3B3) 2.0 4motion, VW Passat B5 GP Saloon (3BG, 3B3) 2.3 V5 4motion, VW Passat B5 GP Saloon (3BG, 3B3) 4.0 W8 4motion, VW Passat B5 GP Saloon (3BG, 3B3) 1.8 T, VW Passat B5 GP Saloon (3BG, 3B3) 2.0 TDI, VW Passat B5 GP Saloon (3BG, 3B3) 2.8, (+ 2)

The steps may slightly vary depending on the car design.

This tutorial was created based on the replacement procedure for a similar car part on: VW Passat B5 GP Estate (3BG, 3B6) 1.9 TDI

REPLACEMENT: BRAKE DISCS – VW PASSAT B5 GP SALOON (3BG, 3B3). TOOLS YOU NEED:



- Wire brush
- WD-40 spray
- Brake cleaner
- Copper grease
- Drive socket # 18
- HEX bit no.H7.
- Wheel impact socket #17
- Brake caliper wind back tool
- Ratchet wrench
- Torque wrench
- Tap wrench
- Crow bar
- Wheel chock

Buy tools

Replacement: brake discs – VW Passat B5 GP Saloon (3BG, 3B3). AUTODOC experts recommend:

- Replace the brake disks on the car VW Passat B5 GP Saloon (3BG, 3B3) in complete set for each axis. Regardless of the state of components. This will ensure even braking.
- The replacement procedure is identical for both brake disks on the same axle.
- When changing the brake discs, always replace the brake pads.
- Warning! Shut down the engine before starting any work – VW Passat B5 GP Saloon (3BG, 3B3).

CARRY OUT REPLACEMENT IN THE FOLLOWING ORDER:

1 Open the bonnet. Unscrew the brake fluid reservoir cap.

2 Secure the wheels with chocks.



3 Loosen the wheel mounting bolts. Use wheel impact socket #17.



4 Raise the front of the car and secure on supports.


5 Unscrew the wheel bolts.




Replacement: brake discs – VW Passat B5 GP Saloon (3BG, 3B3). Tip:

- To avoid injury, hold up the wheel when unscrewing the bolts.

6 Remove the wheel.




7 Spread the brake pads. Use a crowbar.



8

Remove the dust boot caps of the brake caliper guide pins. Use a crowbar.



9

Unscrew the brake caliper fastening. Use HEX No.H7. Use a ratchet wrench.



10

Disconnect the ABS sensor electric socket. Disconnect the brake pad wear sensor plug. Use a crowbar.



Please note!

- Some cars are not equipped with the brake pad wear sensor.

11

Detach the brake caliper retaining spring. Use a crowbar.



12

Remove the brake caliper.




Replacement: brake discs – VW Passat B5 GP Saloon (3BG, 3B3). AUTODOC recommends:

- Tie the caliper to the suspension or to the body with a wire without disconnecting from the brake hose to prevent depressurization of the brake system.
- Make sure that the brake caliper is not hanging on the brake hose.
- Don't press the brake pedal after the brake caliper has been removed. As a result, the piston can fall out from the brake cylinder, and brake fluid leakage and depressurization of the system may occur.
- Check the brake caliper bracket, brake caliper guide pins and boots. Clean them. Replace, if necessary.


13 Remove the brake pads.




14 Clean the brake caliper bracket fasteners. Use a wire brush. Use WD-40 spray.



15 Unscrew the caliper bracket fastening. Use a drive socket #18. Use a ratchet wrench. Use a tap wrench.




16 Remove the caliper bracket.




17 Remove the brake disc. Clean the hub. Use a wire brush. Treat the contacting surface. Use copper grease.



18 Install the brake disc.




19 Clean the brake caliper bracket from dirt and dust. Use a wire brush. Use a brake cleaner.




AUTODOC recommends:

- Replacement: brake discs – VW Passat B5 GP Saloon (3BG, 3B3). After applying the spray, wait a few minutes.

20 Install the brake caliper bracket.



21 Tighten the brake caliper bracket. Use a drive socket #18. Use a torque wrench. Tighten it to 120 Nm torque.




22 Treat the brake caliper piston. Use a brake cleaner.


Replacement: brake discs – VW Passat B5 GP Saloon (3BG, 3B3). Tip from AUTODOC:

- After applying the spray, wait a few minutes.

23 Press in the brake caliper piston. Use brake caliper wind back tool.




24 Install the brake pads.



25

Install the brake caliper and fix it. Use HEX No.H7. Use a torque wrench. Tighten it to 25 Nm torque.




26

Install the dust boot caps of the brake caliper guide pins.




27

Connect the ABS sensor electric socket. Connect the brake pad wear sensor plug.




28

Install the brake caliper retaining spring. Use a crowbar.




29

Treat the surface where the brake disc contacts the wheel rim. Use copper grease.



30

Clean the brake disk surface. Use a brake cleaner.




AUTODOC recommends:

- Replacement: brake discs – VW Passat B5 GP Saloon (3BG, 3B3). After applying the spray, wait a few minutes.

31


Install the wheel.




Replacement: brake discs – VW Passat B5 GP Saloon (3BG, 3B3). Tip from AUTODOC experts:

- To avoid injury, hold up the wheel when screwing in the fastening bolts.


32 Screw in the wheel bolts. Use wheel impact socket #17.



33 Lower the car and working in a cross order, tighten the wheel bolts. Use a torque wrench. Tighten it to 120 Nm torque.



34 Remove the jacks and chocks.



AUTODOC recommends:

- Important! Replacement: brake discs – VW Passat B5 GP Saloon (3BG, 3B3).
Check the brake fluid level in the reservoir and top up if necessary.

35 Tighten the brake fluid reservoir cap.



Replacement: brake discs – VW Passat B5 GP Saloon (3BG, 3B3).
Professionals recommend:

- Without starting the engine, press the brake pedal several times until you feel significant resistance.

36

Close the hood.

WELL DONE! 

[VIEW MORE TUTORIALS](#)

AUTODOC – TOP QUALITY AND AFFORDABLE CAR PARTS ONLINE

AUTODOC MOBILE APP: GREAT DEALS AND CONVENIENT SHOPPING



+ AUTODOC

GET IT ON
Google Play

 Download on the
App Store

Download

A GREAT SELECTION OF SPARE PARTS FOR YOUR CAR

BRAKE DISCS: A WIDE SELECTION

DISCLAIMER:

The document contains only general recommendations that may be useful for you when you perform repair or replacement work. AUTODOC shall not be liable for any loss, injury, damage of property occurring in the repair or replacement process due to incorrect use or misinterpretation of the provided information.

AUTODOC shall not be liable for any possible mistakes and uncertainties in this guide. The information provided is for information purposes only and cannot replace advice from specialists.

AUTODOC shall not be liable for incorrect or hazardous usage of equipment, tools and car parts. AUTODOC strongly recommends to be careful and observe the safety rules when performing repair or replacement works. Remember: usage of low quality auto parts does not guarantee you the appropriate level of road safety.

© Copyright 2022 – All the contents of this website, in particular texts, photographs and graphics, are protected by copyright. All rights, including reproduction, publication, editing and translation rights, are reserved by AUTODOC GmbH.