



How to change front anti
roll bar links on **VW Golf
IV Convertible (1E)** –
replacement guide

SIMILAR VIDEO TUTORIAL



This video shows the replacement procedure of a similar car part on another vehicle

Important!

This replacement procedure can be used for:

VW Golf IV Convertible (1E) 1.8, VW Golf IV Convertible (1E) 1.6, VW Golf IV Convertible (1E) 1.9 TDI, VW Golf IV Convertible (1E) 2.0

The steps may slightly vary depending on the car design.

This tutorial was created based on the replacement procedure for a similar car part on: AUDI A3 Hatchback (8L1) 1.8

REPLACEMENT: ANTI ROLL BAR LINKS – VW GOLF IV CONVERTIBLE (1E). LIST OF THE TOOLS YOU'LL NEED:



- Wire brush
- WD-40 spray
- Combination spanner #16
- Drive socket # 16
- Torque wrench

Buy tools


AUTODOC recommends:

- Replace the stabiliser links on VW Golf IV Convertible (1E) in pairs.
- The replacement procedure is identical for both stabiliser links on the same axle.
- All work should be done with the engine stopped.


REPLACEMENT: ANTI ROLL BAR LINKS – VW GOLF IV CONVERTIBLE (1E). USE THE FOLLOWING PROCEDURE:

1 Raise the front of the car and secure on supports.


2 Clean the stabiliser link fasteners. Use a wire brush. Use WD-40 spray.




3 Unscrew the fasteners connecting the stabiliser link to the stabiliser bar and to the suspension control arm. Use a combination spanner #16. Use a torque wrench.



4 Remove the stabilizer rod.



5 Clean all joints of the stabiliser link. Use a wire brush. Treat all joints of the stabiliser link. Use WD-40 spray.



Replacement: anti roll bar links – VW Golf IV Convertible (1E). AUTODOC recommends:

- Wear protective goggles.

6 Install a new rod, tighten the fasteners. Important! Be sure to use new fasteners. Use a combination spanner #16. Use a drive socket #16. Use a torque wrench. Tighten it to 15 Nm torque.+90°



7

Lower the car.

WELL DONE! 

VIEW MORE TUTORIALS

AUTODOC – TOP QUALITY AND AFFORDABLE CAR PARTS ONLINE

AUTODOC MOBILE APP: GREAT DEALS AND CONVENIENT SHOPPING



+ AUTODOC

GET IT ON
Google Play

Download on the
App Store

Download

A GREAT SELECTION OF SPARE PARTS FOR YOUR CAR

ANTI ROLL BAR LINKS: A WIDE SELECTION

(i) DISCLAIMER:

The document contains only general recommendations that may be useful for you when you perform repair or replacement work. AUTODOC shall not be liable for any loss, injury, damage of property occurring in the repair or replacement process due to incorrect use or misinterpretation of the provided information.

AUTODOC shall not be liable for any possible mistakes and uncertainties in this guide. The information provided is for information purposes only and cannot replace advice from specialists.

AUTODOC shall not be liable for incorrect or hazardous usage of equipment, tools and car parts. AUTODOC strongly recommends to be careful and observe the safety rules when performing repair or replacement works. Remember: usage of low quality auto parts does not guarantee you the appropriate level of road safety.

© Copyright 2023 – All the contents of this website, in particular texts, photographs and graphics, are protected by copyright. All rights, including reproduction, publication, editing and translation rights, are reserved by AUTODOC SE.