



How to change front anti
roll bar bushes on
VAUXHALL CORSAVAN
Mk I (B) – replacement
guide

SIMILAR VIDEO TUTORIAL



This video shows the replacement procedure of a similar car part on another vehicle

Important!

This replacement procedure can be used for:

VAUXHALL CORSAVAN Mk I (B) 1.4 i, VAUXHALL CORSAVAN Mk I (B) 1.7 D

The steps may slightly vary depending on the car design.

This tutorial was created based on the replacement procedure for a similar car part on: OPEL Corsa B Hatchback (S93) 1.4 i (F08, F68, M68)

**REPLACEMENT: ANTI ROLL BAR BUSHES – VAUXHALL
CORSAVAN MK I (B). TOOLS YOU NEED:**



- Wire brush
- WD-40 spray
- Copper grease
- Drive socket # 13
- Ratchet wrench
- Torque wrench
- Hydraulic transmission jack

Buy tools

Replacement: anti roll bar bushes – VAUXHALL CORSAVAN Mk I (B).
AUTODOC recommends:


- Both stabilizer bushes should be replaced simultaneously.
- The replacement procedure is identical for the right and left stabilizer bushes.
- All work should be done with the engine stopped.

REPLACEMENT: ANTI ROLL BAR BUSHES – VAUXHALL CORSAVAN MK I (B). USE THE FOLLOWING PROCEDURE:


1 Lift the car using a jack or place it over an inspection pit.



2 Clean the fasteners of the stabilizer bush brackets. Use a wire brush. Use WD-40 spray.



3 Unscrew the fasteners of the stabilizer bush brackets. Use a drive socket #13. Use a ratchet wrench.



4 Remove the stabilizer bush brackets.




6 Remove the stabilizer bushes.




7 Clean the mounting seats of the stabilizer bushes. Use a wire brush. Use WD-40 spray.


8 Install the new stabilizer bushes.



9 Install the stabilizer bush brackets.



10 Screw the fasteners of the stabilizer bush brackets. Use a drive socket #13. Use a torque wrench. Tighten it to 20 nm torque.



11 Treat the fasteners of the stabilizer bush brackets. Use copper grease.

12 Lower the car.

WELL DONE! 

VIEW MORE TUTORIALS

AUTODOC – TOP QUALITY AND AFFORDABLE CAR PARTS ONLINE

AUTODOC MOBILE APP: GREAT DEALS AND CONVENIENT SHOPPING



+ AUTODOC

GET IT ON
Google Play

 Download on the
App Store

Download

A GREAT SELECTION OF SPARE PARTS FOR YOUR CAR

ANTI ROLL BAR BUSHES: A WIDE SELECTION

DISCLAIMER:

The document contains only general recommendations that may be useful for you when you perform repair or replacement work. AUTODOC shall not be liable for any loss, injury, damage of property occurring in the repair or replacement process due to incorrect use or misinterpretation of the provided information.

AUTODOC shall not be liable for any possible mistakes and uncertainties in this guide. The information provided is for information purposes only and cannot replace advice from specialists.

AUTODOC shall not be liable for incorrect or hazardous usage of equipment, tools and car parts. AUTODOC strongly recommends to be careful and observe the safety rules when performing repair or replacement works. Remember: usage of low quality auto parts does not guarantee you the appropriate level of road safety.

© Copyright 2023 – All the contents of this website, in particular texts, photographs and graphics, are protected by copyright. All rights, including reproduction, publication, editing and translation rights, are reserved by AUTODOC SE.