



How to change air filter
on **TOYOTA AVENSIS**
Saloon (ZRT27, ADT27) –
replacement guide

SIMILAR VIDEO TUTORIAL



This video shows the replacement procedure of a similar car part on another vehicle

ⓘ Important!


This replacement procedure can be used for:

TOYOTA AVENSIS Saloon (ZRT27, ADT27) 1.6 (ZRT270_), TOYOTA AVENSIS Saloon (ZRT27, ADT27) 1.8 (ZRT271_), TOYOTA AVENSIS Saloon (ZRT27, ADT27) 2.0 (ZRT272_)

The steps may slightly vary depending on the car design.

This tutorial was created based on the replacement procedure for a similar car part on: TOYOTA AURIS (NRE15_, ZZE15_, ADE15_, ZRE15_, NDE15_) 1.8 Hybrid (ZWE150_)

REPLACEMENT: AIR FILTER – TOYOTA AVENTIS
SALOON (ZRT27, ADT27). TOOLS YOU MIGHT NEED:



- Drive socket # 10
- Ratchet wrench
- Microfibre towel
- Fender cover

[Buy tools](#)

AUTODOC recommends:

- Replacement: air filter – TOYOTA AVENSIS Saloon (ZRT27, ADT27). Follow the maintenance schedule, recommendations, and requirements specified by the manufacturer.
- All work should be done with the engine stopped.

REPLACEMENT: AIR FILTER – TOYOTA AVENSIS SALOON (ZRT27, ADT27). TAKE THE FOLLOWING STEPS:


1 Open the bonnet.

2 Use a fender protection cover to prevent damaging paintwork and plastic parts of the car.


3 Detach the air intake hose clamp. Use a drive socket #10. Use a ratchet wrench.




4 Release the air filter cover clips.




5 Slightly raise the cover of the air filter housing.




6 Remove the filter element from the filter housing.



7 Cover the air intake hose with a microfibre towel to prevent dust and dirt from getting into the system.



8 Clean the air filter cover and housing.



Replacement: air filter – TOYOTA AVENSIS Saloon (ZRT27, ADT27). Tip from AUTODOC:

- Before cleaning the air filter cover and housing, cover the air duct parts, mass airflow sensor (if available), throttle valve with a clean cloth.

9

Remove the microfibre towel from the air intake hose.



10

Insert a new filter element into the filter housing. Make sure that the filter edge fits tight to the housing.



Replacement: air filter – TOYOTA AVENSIS Saloon (ZRT27, ADT27). AUTODOC recommends:

- Check out the correct location of the filter element. Do not skew.
- Attention! Use quality filters – TOYOTA AVENSIS Saloon (ZRT27, ADT27).
- During installation, make sure to prevent dust and dirt from getting into the air filter housing.


11 Reinstall the air filter cover. Fasten it.



12 Press the air filter cover clips into place.



13 Fasten the clamp on the air intake hose. Use a drive socket #10. Use a ratchet wrench.



14 Remove the fender protection cover.

15 Close the hood.

WELL DONE! 

VIEW MORE TUTORIALS

AUTODOC – TOP QUALITY AND AFFORDABLE CAR PARTS ONLINE

AUTODOC MOBILE APP: GREAT DEALS AND CONVENIENT SHOPPING



+ AUTODOC

GET IT ON
 **Google Play**

 **Download on the App Store**

Download

A GREAT SELECTION OF SPARE PARTS FOR YOUR CAR

AIR FILTER: A WIDE SELECTION

DISCLAIMER:

The document contains only general recommendations that may be useful for you when you perform repair or replacement work. AUTODOC shall not be liable for any loss, injury, damage of property occurring in the repair or replacement process due to incorrect use or misinterpretation of the provided information.

AUTODOC shall not be liable for any possible mistakes and uncertainties in this guide. The information provided is for information purposes only and cannot replace advice from specialists.

AUTODOC shall not be liable for incorrect or hazardous usage of equipment, tools and car parts. AUTODOC strongly recommends to be careful and observe the safety rules when performing repair or replacement works. Remember: usage of low quality auto parts does not guarantee you the appropriate level of road safety.

© Copyright 2023 – All the contents of this website, in particular texts, photographs and graphics, are protected by copyright. All rights, including reproduction, publication, editing and translation rights, are reserved by AUTODOC SE.