



How to change air filter
on **SKODA Octavia I Box
Body / Estate (1U5)** –
replacement guide

SIMILAR VIDEO TUTORIAL



This video shows the replacement procedure of a similar car part on another vehicle

Important!

This replacement procedure can be used for:
SKODA Octavia I Box Body / Estate (1U5) 1.9 TDI, SKODA Octavia I Box Body / Estate (1U5) 1.9 D

The steps may slightly vary depending on the car design.

This tutorial was created based on the replacement procedure for a similar car part on: SEAT Leon Hatchback (1M1) 1.8 20V

REPLACEMENT: AIR FILTER – SKODA OCTAVIA I BOX BODY / ESTATE (1U5). LIST OF THE TOOLS YOU'LL NEED:



- Electronic spray
- Microfibre towel
- Phillips screwdriver
- Fender cover

Buy tools

Replacement: air filter – SKODA Octavia I Box Body / Estate (1U5).
Professionals recommend:

- Follow the terms, recommendations and requirements of the part operation provided by the manufacturer.
- All work should be done with the engine stopped.

CARRY OUT REPLACEMENT IN THE FOLLOWING ORDER:


1 Open the bonnet.

2 Use a fender protection cover to prevent damaging paintwork and plastic parts of the car.

3 Detach the mass air flow sensor connector.



4 Undo the fastening screws of the air filter cover. Use a Phillips screwdriver.



5 Slightly raise the cover of the air filter housing.



6 Cover the air intake hose with a microfibre towel to prevent dust and dirt from getting into the system.




7 Remove the filter element from the filter housing.



8 Clean the air filter cover and housing.



9 Insert a new filter element into the filter housing.




- 10 Remove the microfibre towel from the air intake hose.



- 11 Install the air filter cover. Fasten it.




- 12 Screw in the fastening screws of the air filter cover. Use a Phillips screwdriver.



- 13 Treat the mass air flow sensor connector. Use dielectric grease.



- 14 Attach the mass air flow sensor connector.



15

Remove the fender protection cover.

16

Close the bonnet.

WELL DONE! 

VIEW MORE TUTORIALS

AUTODOC – TOP QUALITY AND AFFORDABLE CAR PARTS ONLINE

AUTODOC MOBILE APP: GREAT DEALS AND CONVENIENT SHOPPING



+ AUTODOC

GET IT ON
Google Play

 **Download on the App Store**

Download

A GREAT SELECTION OF SPARE PARTS FOR YOUR CAR

AIR FILTER: A WIDE SELECTION

DISCLAIMER:

The document contains only general recommendations that may be useful for you when you perform repair or replacement work. AUTODOC shall not be liable for any loss, injury, damage of property occurring in the repair or replacement process due to incorrect use or misinterpretation of the provided information.

AUTODOC shall not be liable for any possible mistakes and uncertainties in this guide. The information provided is for information purposes only and cannot replace advice from specialists.

AUTODOC shall not be liable for incorrect or hazardous usage of equipment, tools and car parts. AUTODOC strongly recommends to be careful and observe the safety rules when performing repair or replacement works. Remember: usage of low quality auto parts does not guarantee you the appropriate level of road safety.

© Copyright 2022 – All the contents of this website, in particular texts, photographs and graphics, are protected by copyright. All rights, including reproduction, publication, editing and translation rights, are reserved by AUTODOC GmbH.