



How to change rear
windshield wipers on
SEAT LEON ST Box Body
/ Estate (5F8) –
replacement guide

SIMILAR VIDEO TUTORIAL



This video shows the replacement procedure of a similar car part on another vehicle

Important!


This replacement procedure can be used for:

SEAT LEON ST Box Body / Estate (5F8) 1.0 TSI, SEAT LEON ST Box Body / Estate (5F8) 1.2 TSI, SEAT LEON ST Box Body / Estate (5F8) 1.4 TSI, SEAT LEON ST Box Body / Estate (5F8) 1.8 TFSI, SEAT LEON ST Box Body / Estate (5F8) 2.0 Cupra, SEAT LEON ST Box Body / Estate (5F8) 2.0 Cupra 4Drive, SEAT LEON ST Box Body / Estate (5F8) 1.6 TDI, SEAT LEON ST Box Body / Estate (5F8) 2.0 TDI, SEAT LEON ST Box Body / Estate (5F8) 2.0 TDI 4Drive

The steps may slightly vary depending on the car design.

This tutorial was created based on the replacement procedure for a similar car part on: VW TOURAN (1T3) 1.6 TDI

REPLACEMENT: WINDSHIELD WIPERS – SEAT LEON ST
BOX BODY / ESTATE (5F8). LIST OF THE TOOLS YOU'LL
NEED:



- Flat screwdriver


[Buy tools](#)

Replacement: windshield wipers – SEAT LEON ST Box Body / Estate (5F8).
AUTODOC recommends:


- All work should be done with the engine stopped.

REPLACEMENT: WINDSHIELD WIPERS – SEAT LEON ST BOX BODY / ESTATE (5F8). TAKE THE FOLLOWING STEPS:


- 1 Switch on the ignition. Pull the windscreen wiper stalk to the downward position.




- 2 Switch off the ignition. In the service mode, the wipers will be in the upper position.




- 3 Prepare the new windscreen wipers.



4 Pull the wiper arm away from the glass surface until it stops.




5 Press the clip. Remove the blade from the wiper arm.



Replacement: windshield wipers – SEAT LEON ST Box Body / Estate (5F8). Tip from AUTODOC:

- When replacing the wiper blade, take caution to prevent the spring-loaded wiper arm from hitting the glass.

6 Install the new wiper blade and carefully press the wiper arm down to the glass.



Replacement: windshield wipers – SEAT LEON ST Box Body / Estate (5F8).
Professionals recommend:

- Don't touch the wiper blade at the working rubber edge to prevent damage to the graphite coating.

- 7 Switch on the ignition. Pull the windscreen wiper stalk to the downward position. By doing so, you will switch the windscreen wipers from the service mode to the operation mode.



Replacement: windshield wipers – SEAT LEON ST Box Body / Estate (5F8).
AUTODOC experts recommend:

- Ensure that the blade rubber strip fits tightly to the glass along the entire length.

WELL DONE! 

[VIEW MORE TUTORIALS](#)

AUTODOC – TOP QUALITY AND AFFORDABLE CAR PARTS ONLINE

AUTODOC MOBILE APP: GREAT DEALS AND CONVENIENT SHOPPING



+ AUTODOC

GET IT ON
 **Google Play**

 **Download on the App Store**

Download

A GREAT SELECTION OF SPARE PARTS FOR YOUR CAR

WINDSHIELD WIPERS: A WIDE SELECTION

DISCLAIMER:

The document contains only general recommendations that may be useful for you when you perform repair or replacement work. AUTODOC shall not be liable for any loss, injury, damage of property occurring in the repair or replacement process due to incorrect use or misinterpretation of the provided information.

AUTODOC shall not be liable for any possible mistakes and uncertainties in this guide. The information provided is for information purposes only and cannot replace advice from specialists.

AUTODOC shall not be liable for incorrect or hazardous usage of equipment, tools and car parts. AUTODOC strongly recommends to be careful and observe the safety rules when performing repair or replacement works. Remember: usage of low quality auto parts does not guarantee you the appropriate level of road safety.

© Copyright 2021 – All the contents of this website, in particular texts, photographs and graphics, are protected by copyright. All rights, including reproduction, publication, editing and translation rights, are reserved by AUTODOC GmbH.