



How to change air filter
on **RENAULT Master II**
Minibus – replacement
guide

SIMILAR VIDEO TUTORIAL



This video shows the replacement procedure of a similar car part on another vehicle

Important!

This replacement procedure can be used for:

RENAULT MASTER II Bus (JD) 2.5 D, RENAULT MASTER II Bus (JD) 2.8 dTi, RENAULT MASTER II Bus (JD) 2.2 dCi 90, RENAULT MASTER II Bus (JD) 2.5 dCi 120, RENAULT MASTER II Bus (JD) 1.9 dCi 80

The steps may slightly vary depending on the car design.

This tutorial was created based on the replacement procedure for a similar car part on: RENAULT MASTER II Box (FD) 2.2 dCi 90

REPLACEMENT: AIR FILTER – RENAULT MASTER II MINIBUS. TOOLS YOU'LL NEED:



• Microfibre towel

• Fender cover

Buy tools

Replacement: air filter – RENAULT Master II Minibus. AUTODOC recommends:

- Follow the maintenance intervals, recommendations, and requirements for using the part as specified by the manufacturer.
- Please note: all work on the car – RENAULT Master II Minibus – should be done with the engine switched off.

CARRY OUT THE REPLACEMENT STEPS AS FOLLOWS:

1 Open the bonnet.

2 Use a fender protection cover to avoid damaging the paintwork and plastic parts of the car.

3 Unsnap the air filter cover clips.



4 Remove the air filter cover.




5

Plug the air intake hose with a microfibre towel to prevent dust and dirt from getting into the system.



6

Remove the filter element from the filter housing.




7

Clean the air filter cover and housing.



8

Insert a new filter element into the filter housing.




Replacement: air filter – RENAULT Master II Minibus. Professionals recommend:

- During installation, make sure to prevent dust and dirt from getting into the air filter housing.
- Take care to only use quality filters.

9

Remove the microfibre towel from the air intake hose.




10

Install the air filter cover.



11

Snap the air filter cover clips into place.



12

Remove the fender cover.

13

Close the bonnet.

WELL DONE! 

VIEW MORE TUTORIALS

AUTODOC – TOP QUALITY AND AFFORDABLE CAR PARTS ONLINE

AUTODOC MOBILE APP: GREAT DEALS AND CONVENIENT SHOPPING





 GET IT ON
Google Play

 Download on the
App Store

Download

A GREAT SELECTION OF SPARE PARTS FOR YOUR CAR

AIR FILTER: A WIDE SELECTION

DISCLAIMER:

The document contains only general recommendations that may be useful for you when you perform repair or replacement work. AUTODOC shall not be liable for any loss, injury, damage of property occurring in the repair or replacement process due to incorrect use or misinterpretation of the provided information.

AUTODOC shall not be liable for any possible mistakes and uncertainties in this guide. The information provided is for information purposes only and cannot replace advice from specialists.

AUTODOC shall not be liable for incorrect or hazardous usage of equipment, tools and car parts. AUTODOC strongly recommends to be careful and observe the safety rules when performing repair or replacement works. Remember: usage of low quality auto parts does not guarantee you the appropriate level of road safety.

© Copyright 2025 – All the contents of this website, in particular texts, photographs and graphics, are protected by copyright. All rights, including reproduction, publication, editing and translation rights, are reserved by AUTODOC SE.