



How to change headlight  
bulb on **RENAULT 20**  
**Hatchback** –  
replacement guide

## SIMILAR VIDEO TUTORIAL



This video shows the replacement procedure of a similar car part on another vehicle

### **Important!**

This replacement procedure can be used for:

RENAULT 20 Hatchback 2.0, RENAULT 20 Hatchback 2.2, RENAULT 20 Hatchback 2.1 Diesel, RENAULT 20 Hatchback 1.6, RENAULT 20 Hatchback 2.1 TD

The steps may slightly vary depending on the car design.

This tutorial was created based on the replacement procedure for a similar car part on: RENAULT MASTER II Box (FD) 2.2 dCI 90

## REPLACEMENT: HEADLIGHT BULBS – RENAULT 20 HATCHBACK. TOOLS YOU NEED:



- Electronic spray
- Fender cover

[Buy tools](#)

Replacement: headlight bulbs – RENAULT 20 Hatchback. Professionals recommend:

- The procedure for replacing the bulbs in the right and left headlights is identical.
- Replace the bulbs in both headlights at the same time.
- All the work should be carried out with the ignition switched off.

## REPLACEMENT: HEADLIGHT BULBS – RENAULT 20 HATCHBACK. TAKE THE FOLLOWING STEPS:

1 Open the bonnet.

2 Use a fender protection cover to avoid damaging the paintwork and plastic parts of the car.

3 Remove the headlight rear cover.



4 Detach the connector of the low and high beam bulb.




- 5 Pull aside the retainers of the low and high beam bulb.




- 6 Remove the low and high beam bulb.



- 7 Install a new low and high beam bulb into its mounting seat.



- 8 Secure the low and high beam bulb with the retainers.




- 9 Treat the low and high beam bulb connector. Use an electronic spray.



**10**

Attach the connector of the low and high beam bulb.

**11**

Install the headlight rear cover.

**12**

Remove the fender cover.

**13**

Close the bonnet.

**14**

Check that the new component is working.

**WELL DONE!** **VIEW MORE TUTORIALS**

## AUTODOC – TOP QUALITY AND AFFORDABLE CAR PARTS ONLINE

**AUTODOC MOBILE APP: GREAT DEALS AND CONVENIENT SHOPPING**





 GET IT ON  
Google Play

 Download on the  
App Store

**Download**

**A GREAT SELECTION OF SPARE PARTS FOR YOUR CAR**

**HEADLIGHT BULB: A WIDE SELECTION**

### (i) **DISCLAIMER:**

The document contains only general recommendations that may be useful for you when you perform repair or replacement work. AUTODOC shall not be liable for any loss, injury, damage of property occurring in the repair or replacement process due to incorrect use or misinterpretation of the provided information.

AUTODOC shall not be liable for any possible mistakes and uncertainties in this guide. The information provided is for information purposes only and cannot replace advice from specialists.

AUTODOC shall not be liable for incorrect or hazardous usage of equipment, tools and car parts. AUTODOC strongly recommends to be careful and observe the safety rules when performing repair or replacement works. Remember: usage of low quality auto parts does not guarantee you the appropriate level of road safety.

© Copyright 2025 – All the contents of this website, in particular texts, photographs and graphics, are protected by copyright. All rights, including reproduction, publication, editing and translation rights, are reserved by AUTODOC SE.