



How to change rear  
windshield wipers on

**PORSCHE 911**

**Convertible (993) –  
replacement guide**

### SIMILAR VIDEO TUTORIAL



This video shows the replacement procedure of a similar car part on another vehicle

#### **i Important!**

This replacement procedure can be used for:

PORSCHE 911 Convertible (993) 3.6 Carrera, PORSCHE 911 Convertible (993) 3.6 Carrera 4, PORSCHE 911 Convertible (993) 3.8 Carrera 4 (M 64.05S, M 64.06S), PORSCHE 911 Convertible (993) 3.8 Carrera (M 64.05S, M 64.06S), PORSCHE 911 Convertible (993) 3.8 Carrera (M 64.21S), PORSCHE 911 Convertible (993) 3.8 Carrera 4 (M 64.21S)

The steps may slightly vary depending on the car design.

This tutorial was created based on the replacement procedure for a similar car part on: AUDI A3 Hatchback (8L1) 1.8

**AUTODOC recommends:**

- Warning! Shut down the engine before starting any work – PORSCHE 911 Convertible (993).

**CARRY OUT REPLACEMENT IN THE FOLLOWING ORDER:**


**1**

Prepare the new windscreen wipers.




**2**

Pull the wiper arm away from the glass surface until it stops.



**3**


Press the clip. Remove the blade from the wiper arm.



**Replacement: windshield wipers – PORSCHE 911 Convertible (993). Tip:**

- When replacing the wiper blade, take caution to prevent the spring-loaded wiper arm from hitting the glass.

**4** Install the new wiper blade and carefully press the wiper arm down to the glass.



Replacement: windshield wipers – PORSCHE 911 Convertible (993). Tip from AUTODOC experts:

- Don't touch the wiper blade at the working rubber edge to prevent damage to the graphite coating.
- Ensure that the blade rubber strip fits tightly to the glass along the entire length.

**5** Switch on the ignition.

**6** Pull the windscreen wiper stalk to the downward position.

**7** After installation check the wipers performance. The blades shouldn't intersect or bump against the windshield seal.

**WELL DONE!** 

**VIEW MORE TUTORIALS**

# AUTODOC – TOP QUALITY AND AFFORDABLE CAR PARTS ONLINE

**AUTODOC MOBILE APP: GREAT DEALS AND CONVENIENT SHOPPING**



**A GREAT SELECTION OF SPARE PARTS FOR YOUR CAR**

**WINDSHIELD WIPERS: A WIDE SELECTION**

## **DISCLAIMER:**

The document contains only general recommendations that may be useful for you when you perform repair or replacement work. AUTODOC shall not be liable for any loss, injury, damage of property occurring in the repair or replacement process due to incorrect use or misinterpretation of the provided information.

AUTODOC shall not be liable for any possible mistakes and uncertainties in this guide. The information provided is for information purposes only and cannot replace advice from specialists.

AUTODOC shall not be liable for incorrect or hazardous usage of equipment, tools and car parts. AUTODOC strongly recommends to be careful and observe the safety rules when performing repair or replacement works. Remember: usage of low quality auto parts does not guarantee you the appropriate level of road safety.

© Copyright 2023 – All the contents of this website, in particular texts, photographs and graphics, are protected by copyright. All rights, including reproduction, publication, editing and translation rights, are reserved by AUTODOC SE.