



How to change  
serpentine belt on  
**PEUGEOT Partner II**  
**Tepee** – replacement  
guide

## SIMILAR VIDEO TUTORIAL



This video shows the replacement procedure of a similar car part on another vehicle

### **Important!**

This replacement procedure can be used for:  
PEUGEOT Partner II Tepee 1.6

The steps may slightly vary depending on the car design.

This tutorial was created based on the replacement procedure for a similar car part on: PEUGEOT 207 Hatchback 1.6 16V VTi

REPLACEMENT: SERPENTINE BELT – PEUGEOT  
PARTNER II TEPEE. TOOLS YOU NEED:



• Combination spanner #30

• Fender cover

[Buy tools](#)

**AUTODOC recommends:**


- Please note: all work on the car – PEUGEOT Partner II Tepee – should be done with the engine switched off.

**CARRY OUT REPLACEMENT IN THE FOLLOWING ORDER:**


**1** Open the bonnet.

**2** Use a fender protection cover to prevent damaging paintwork and plastic parts of the car.

**3** Pull aside the V-ribbed belt tensioner pulley. Use a combination spanner #30.



**4** Remove the V-ribbed belt.



**Replacement: serpentine belt – PEUGEOT Partner II Tepee. Tip from AUTODOC:**

- Check the condition of the tensioner pulley and idler pulley. Replace them if necessary.

5 Return the tensioner pulley to its initial position.


6 Install the V-ribbed belt.



**AUTODOC recommends:**

- Make sure that the V-ribbed belt fits all pulleys snugly.


7 Pull aside the V-ribbed belt tensioner pulley. Use a combination spanner #30.



8 Place the serpentine belt on the crankshaft pulley.



9 Return the tensioner pulley to its initial position.



- 10 Remove the fender protection cover.
- 11 Close the hood.
- 12 Run the engine for a few minutes. This is necessary in order to make sure that the component operates properly.
- 13 Shut off the engine.

**WELL DONE!** 

[VIEW MORE TUTORIALS](#)

## AUTODOC – TOP QUALITY AND AFFORDABLE CAR PARTS ONLINE

**AUTODOC MOBILE APP: GREAT DEALS AND CONVENIENT SHOPPING**

**AUTODOC**

GET IT ON  
**Google Play**

Download on the  
**App Store**

**Download**

**A GREAT SELECTION OF SPARE PARTS FOR YOUR CAR**

**SERPENTINE BELT: A WIDE SELECTION**

### **(i) DISCLAIMER:**

The document contains only general recommendations that may be useful for you when you perform repair or replacement work. AUTODOC shall not be liable for any loss, injury, damage of property occurring in the repair or replacement process due to incorrect use or misinterpretation of the provided information.

AUTODOC shall not be liable for any possible mistakes and uncertainties in this guide. The information provided is for information purposes only and cannot replace advice from specialists.

AUTODOC shall not be liable for incorrect or hazardous usage of equipment, tools and car parts. AUTODOC strongly recommends to be careful and observe the safety rules when performing repair or replacement works. Remember: usage of low quality auto parts does not guarantee you the appropriate level of road safety.

© Copyright 2021 – All the contents of this website, in particular texts, photographs and graphics, are protected by copyright. All rights, including reproduction, publication, editing and translation rights, are reserved by AUTODOC GmbH.