



How to change headlight  
bulb on **PEUGEOT 406**  
**Saloon** – replacement  
guide

## SIMILAR VIDEO TUTORIAL



This video shows the replacement procedure of a similar car part on another vehicle

### Important!

This replacement procedure can be used for:  
PEUGEOT 406 Saloon 1.8 Bifuel, PEUGEOT 406 Saloon 1.9 TD

The steps may slightly vary depending on the car design.

This tutorial was created based on the replacement procedure for a similar car part on: VW TOURAN (1T3) 1.6 TDI

REPLACEMENT: HEADLIGHT BULB – PEUGEOT 406  
SALOON. TOOLS YOU MIGHT NEED:



• Electronic spray

• Flat screwdriver

**Buy tools**


Replacement: headlight bulb – PEUGEOT 406 Saloon. Professionals recommend:

- The replacement procedure is identical for the left and right headlight bulbs.
- Replace the bulbs in both headlights at a time.
- All work should be done with the engine stopped.


**REPLACEMENT: HEADLIGHT BULB – PEUGEOT 406 SALOON. USE THE FOLLOWING PROCEDURE:**

**1** Switch off the ignition. Open the hood.

**2** Remove the headlight rear cover.



**3** Detach the bulb holder by turning it by ~30°. Remove the holder from the headlight mounting seat.



4

Remove the old bulb. Use a flat screwdriver. Check the condition of the bulb holder terminals. Replace if necessary.




Replacement: headlight bulb – PEUGEOT 406 Saloon. AUTODOC recommends:

- Clean the bulb mounting seat on the holder.

5

Install a new bulb into the holder.



AUTODOC recommends:

- Avoid touching the bulb glass. The finger marks left on it may cause failure.

6

Install the bulb holder into the headlight mounting seat. Secure the bulb holder by turning it by ~30°.



**7**

Install and secure the headlight rear cover.

**8**

Switch on the ignition.

**9**

Switch on the headlights to check whether the new lamp functions properly.

**10**

Close the hood.

**WELL DONE!** [VIEW MORE TUTORIALS](#)

# AUTODOC – TOP QUALITY AND AFFORDABLE CAR PARTS ONLINE

**AUTODOC MOBILE APP: GREAT DEALS AND CONVENIENT SHOPPING**



**+ AUTODOC**

GET IT ON  
**Google Play**

Download on the  
**App Store**

**Download**

**A GREAT SELECTION OF SPARE PARTS FOR YOUR CAR**

**HEADLIGHT BULB: A WIDE SELECTION**

## **DISCLAIMER:**

The document contains only general recommendations that may be useful for you when you perform repair or replacement work. AUTODOC shall not be liable for any loss, injury, damage of property occurring in the repair or replacement process due to incorrect use or misinterpretation of the provided information.

AUTODOC shall not be liable for any possible mistakes and uncertainties in this guide. The information provided is for information purposes only and cannot replace advice from specialists.

AUTODOC shall not be liable for incorrect or hazardous usage of equipment, tools and car parts. AUTODOC strongly recommends to be careful and observe the safety rules when performing repair or replacement works. Remember: usage of low quality auto parts does not guarantee you the appropriate level of road safety.

© Copyright 2021 – All the contents of this website, in particular texts, photographs and graphics, are protected by copyright. All rights, including reproduction, publication, editing and translation rights, are reserved by AUTODOC GmbH.