



How to change air filter  
on **PEUGEOT 307 SW**  
**Box Body / Estate (3E\_,**  
**3H\_)** – replacement guide

## SIMILAR VIDEO TUTORIAL



This video shows the replacement procedure of a similar car part on another vehicle

### Important!

This replacement procedure can be used for:  
PEUGEOT 307 SW Box Body / Estate (3E\_, 3H\_) 2.0 HDi

The steps may slightly vary depending on the car design.

This tutorial was created based on the replacement procedure for a similar car part on: PEUGEOT 307 SW (3H) 2.0 HDi 135

REPLACEMENT: AIR FILTER – PEUGEOT 307 SW BOX  
BODY / ESTATE (3E\_, 3H\_). TOOLS YOU'LL NEED:



- Phillips screwdriver
- Microfibre towel
- Fender cover

[Buy tools](#)

Replacement: air filter – PEUGEOT 307 SW Box Body / Estate (3E\_, 3H\_). Tip from AUTODOC:


- Follow the terms, recommendations and requirements of the part operation provided by the manufacturer.
- All work should be done with the engine stopped.

**REPLACEMENT: AIR FILTER – PEUGEOT 307 SW BOX BODY / ESTATE (3E\_, 3H\_). USE THE FOLLOWING PROCEDURE:**


**1** Open the bonnet.

**2** Use a fender protection cover to prevent damaging paintwork and plastic parts of the car.


**3** Undo the fastening screws of the air filter cover. Use a Phillips screwdriver.



**4** Slightly raise the cover of the air filter housing.



**5** Remove the filter element from the filter housing.



**6** Cover the air intake hose with a microfibre towel to prevent dust and dirt from getting into the system.



**7** Clean the air filter cover and housing.




**Replacement: air filter – PEUGEOT 307 SW Box Body / Estate (3E\_, 3H\_). Tip:**

- Before cleaning the air filter cover and housing, cover the air duct parts, mass airflow sensor (if available), throttle valve with a clean cloth.

**8** Remove the microfibre towel from the air intake hose.



**9** Insert a new filter element into the filter housing. Make sure that the filter edge fits tight to the housing.



**AUTODOC recommends:**

- Check out the correct location of the filter element. Do not skew.
- Attention! Use quality filters – PEUGEOT 307 SW Box Body / Estate (3E\_, 3H\_).
- During installation, make sure to prevent dust and dirt from getting into the air filter housing.

**10** Reinstall the air filter cover. Fasten it.



Replacement: air filter – PEUGEOT 307 SW Box Body / Estate (3E\_, 3H\_).  
AUTODOC experts recommend:

- Do not apply excessive force when installing the part. Otherwise you may damage the fasteners.

11

Screw in the fastening screws of the air filter cover. Use a Phillips screwdriver.



12

Remove the fender protection cover.

13

Close the hood.

**WELL DONE!** 

[VIEW MORE TUTORIALS](#)

# AUTODOC – TOP QUALITY AND AFFORDABLE CAR PARTS ONLINE

**AUTODOC MOBILE APP: GREAT DEALS AND CONVENIENT SHOPPING**



**+ AUTODOC**

GET IT ON  
**Google Play**

Download on the  
**App Store**

**Download**

**A GREAT SELECTION OF SPARE PARTS FOR YOUR CAR**

**AIR FILTER: A WIDE SELECTION**

## **DISCLAIMER:**

The document contains only general recommendations that may be useful for you when you perform repair or replacement work. AUTODOC shall not be liable for any loss, injury, damage of property occurring in the repair or replacement process due to incorrect use or misinterpretation of the provided information.

AUTODOC shall not be liable for any possible mistakes and uncertainties in this guide. The information provided is for information purposes only and cannot replace advice from specialists.

AUTODOC shall not be liable for incorrect or hazardous usage of equipment, tools and car parts. AUTODOC strongly recommends to be careful and observe the safety rules when performing repair or replacement works. Remember: usage of low quality auto parts does not guarantee you the appropriate level of road safety.

© Copyright 2023 – All the contents of this website, in particular texts, photographs and graphics, are protected by copyright. All rights, including reproduction, publication, editing and translation rights, are reserved by AUTODOC SE.