



How to change pollen
filter on **Peugeot 107 PM**
PN – replacement guide

VIDEO TUTORIAL

** Important!**

This replacement procedure can be used for:
PEUGEOT 107 Hatchback (PM, PN) 1.4 HDi

The steps may slightly vary depending on the car design.

Replacement: pollen filter – Peugeot 107 PM PN. AUTODOC recommends:

- Replace the cabin filter at least once every six months, in early spring and autumn seasons.
- Follow the terms, recommendations and requirements of the part operation provided by the manufacturer.
- If the air flow into the cabin has sharply reduced, replace the filter before a scheduled maintenance.
- All work should be done with the engine stopped.

REPLACEMENT: POLLEN FILTER – PEUGEOT 107 PM PN. USE THE FOLLOWING PROCEDURE:

1

Release the cabin filter cover clips.



2


Remove the filter element from the filter housing



Replacement: pollen filter – Peugeot 107 PM PN. Tip from AUTODOC:

- Do not attempt to clean and reuse the filter - it will affect the quality of air cleaning inside the car.


3 Insert a new filter element into the filter housing. Make sure you hear a click indicating that it is locked in place. Make sure that the filter edge fits tight to the housing.




AUTODOC recommends:

- Replacement: pollen filter – Peugeot 107 PM PN. Be sure to position the filtering element correctly. Avoid misalignment.
- Follow the air flow direction arrow on the filter.


4 Switch on the ignition.



- 5** Switch on the air conditioning system. This is necessary in order to make sure that the component operates properly.



- 6** Switch off the ignition.



WELL DONE! 

VIEW MORE TUTORIALS

AUTODOC – TOP QUALITY AND AFFORDABLE CAR PARTS ONLINE

AUTODOC MOBILE APP: GREAT DEALS AND CONVENIENT SHOPPING



+ AUTODOC

GET IT ON  **Google Play**

 **Download on the App Store**

Download

A GREAT SELECTION OF SPARE PARTS FOR YOUR CAR

BUY SPARE PARTS FOR PEUGEOT

POLLEN FILTER: A WIDE SELECTION

CHOOSE CAR PARTS FOR PEUGEOT 107 PM PN

POLLEN FILTER FOR PEUGEOT: BUY NOW

**POLLEN FILTER FOR PEUGEOT 107 PM PN: THE BEST
DEALS & OFFERS**

DISCLAIMER:

The document contains only general recommendations that may be useful for you when you perform repair or replacement work. AUTODOC shall not be liable for any loss, injury, damage of property occurring in the repair or replacement process due to incorrect use or misinterpretation of the provided information.

AUTODOC shall not be liable for any possible mistakes and uncertainties in this guide. The information provided is for information purposes only and cannot replace advice from specialists.

AUTODOC shall not be liable for incorrect or hazardous usage of equipment, tools and car parts. AUTODOC strongly recommends to be careful and observe the safety rules when performing repair or replacement works. Remember: usage of low quality auto parts does not guarantee you the appropriate level of road safety.

© Copyright 2023 – All the contents of this website, in particular texts, photographs and graphics, are protected by copyright. All rights, including reproduction, publication, editing and translation rights, are reserved by AUTODOC SE.