



How to change
headlights on **OPEL**
Corsa B Van (S93) –
replacement guide

SIMILAR VIDEO TUTORIAL



This video shows the replacement procedure of a similar car part on another vehicle

Important!


This replacement procedure can be used for:

OPEL Corsa B Van (S93) 1.4 i (F08, W5L), OPEL Corsa B Van (S93) 1.7 D (F08, W5L)

The steps may slightly vary depending on the car design.

This tutorial was created based on the replacement procedure for a similar car part on: OPEL Corsa B Hatchback (S93) 1.4 i (F08, F68, M68)

REPLACEMENT: HEADLIGHTS – OPEL CORSA B VAN (S93). TOOLS YOU MIGHT NEED:



• Painter's tape

• Phillips screwdriver

[Buy tools](#)

Replacement: headlights – OPEL Corsa B Van (S93). AUTODOC experts recommend:

- The replacement procedure is identical for the right and left headlight.
- Please note: all work on the car – OPEL Corsa B Van (S93) – should be done with the engine switched off.


CARRY OUT REPLACEMENT IN THE FOLLOWING ORDER:

1 Open the hood.

2 Use the masking tape to prevent plastic and painted parts of the car from being damaged.



3 Unscrew the headlight fasteners. Use a Phillips screwdriver.



4 Remove the headlight.



AUTODOC recommends:

- Replacement: headlights – OPEL Corsa B Van (S93). Do not use excessive force when removing the part as this may damage it.


5

Remove the bulb holder together with the bulbs.




6

Install the bulb holder together with the bulbs.



7

Install the new headlight.




AUTODOC recommends:

- Replacement: headlights – OPEL Corsa B Van (S93). To avoid damaging the part during installation, do not use excessive force.

8

Screw in the headlight fasteners. Use a Phillips screwdriver.



9

Remove the masking tape.



10

Switch on the ignition. Check whether the headlights function properly.

11

Switch off the ignition.

12

Close the hood.

WELL DONE! 👍

[VIEW MORE TUTORIALS](#)

AUTODOC – TOP QUALITY AND AFFORDABLE CAR PARTS ONLINE

AUTODOC MOBILE APP: GREAT DEALS AND CONVENIENT SHOPPING

AUTODOC

GET IT ON
Google Play

Download on the
App Store

Download

A GREAT SELECTION OF SPARE PARTS FOR YOUR CAR

HEADLIGHTS: A WIDE SELECTION

(i) DISCLAIMER:

The document contains only general recommendations that may be useful for you when you perform repair or replacement work. AUTODOC shall not be liable for any loss, injury, damage of property occurring in the repair or replacement process due to incorrect use or misinterpretation of the provided information.

AUTODOC shall not be liable for any possible mistakes and uncertainties in this guide. The information provided is for information purposes only and cannot replace advice from specialists.

AUTODOC shall not be liable for incorrect or hazardous usage of equipment, tools and car parts. AUTODOC strongly recommends to be careful and observe the safety rules when performing repair or replacement works. Remember: usage of low quality auto parts does not guarantee you the appropriate level of road safety.

© Copyright 2022 – All the contents of this website, in particular texts, photographs and graphics, are protected by copyright. All rights, including reproduction, publication, editing and translation rights, are reserved by AUTODOC GmbH.