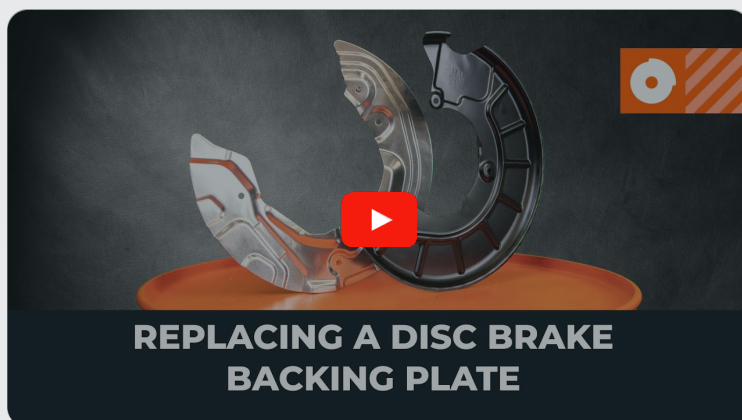





How to change brake
backing plate on a car –
replacement tutorial

VIDEO TUTORIAL



THINGS YOU MAY NEED:



- a set of suitable tools
- universal spray cleaner and a wire brush
- WD-40 spray
- threadlocker
- torque wrench


BUY TOOLS

Please note!

- The backing plate protects the braking system components from water and dirt
- It also protects suspension parts from high temperatures when the braking system heats up
- The backing plate can become defective due to corrosion and mechanical damage
- This causes the plate to become loose and to rub against the brake system components

1

In many cars, you need to remove the brake disc and caliper to access the backing plate




Please note!

- The backing plate fasteners are located on the back of the brake disc

2


Remove the brake caliper along with the caliper bracket if the car has one




3 Remove the brake disc



4 Clean any traces of corrosion from the backing plate fasteners



5 Unscrew the backing plate fasteners and remove it




Important!

- Proceed with caution and avoid applying excessive force
- Otherwise you risk breaking off the threaded part of the fastener


6 Clean the mounting seats of the backing plate fasteners




7 Clean the contact surface between the wheel hub and the brake disc



8 Treat the mounting seat of the backing plate with an anti-corrosion agent



9 Install a new backing plate and the fasteners




Important!

- Be sure to use new fasteners
- Tighten the backing plate fasteners to the manufacturer's recommended torque


10

Treat the hub surface that will contact the brake disc




11

Reinstall all the components that were removed



12

Tighten all the fasteners to the manufacturer's recommended torque



Please note!

- Depending on the car design, it may be necessary to remove the hub

AUTODOC – TOP QUALITY AND AFFORDABLE CAR PARTS ONLINE

AUTODOC MOBILE APP: GREAT DEALS AND CONVENIENT SHOPPING



+ AUTODOC

GET IT ON
Google Play

 Download on the
App Store

Download

A GREAT SELECTION OF SPARE PARTS FOR YOUR CAR

BRAKE BACKING PLATE: A WIDE SELECTION

DISCLAIMER:

The document contains only general recommendations that may be useful for you when you perform repair or replacement work. AUTODOC shall not be liable for any loss, injury, damage of property occurring in the repair or replacement process due to incorrect use or misinterpretation of the provided information.

AUTODOC shall not be liable for any possible mistakes and uncertainties in this guide. The information provided is for information purposes only and cannot replace advice from specialists.

AUTODOC shall not be liable for incorrect or hazardous usage of equipment, tools and car parts. AUTODOC strongly recommends to be careful and observe the safety rules when performing repair or replacement works. Remember: usage of low quality auto parts does not guarantee you the appropriate level of road safety.

© Copyright 2023 – All the contents of this website, in particular texts, photographs and graphics, are protected by copyright. All rights, including reproduction, publication, editing and translation rights, are reserved by AUTODOC SE.