



How to change air filter
on a car – replacement
tutorial

VIDEO TUTORIAL



REQUIRED TOOLS:



- Phillips screwdriver
- Torx wrench
- Torx bit
- Plastic trim tool

BUY TOOLS

Reasons for replacing the engine air filter:

- Loss of engine power
- A dusty driving environment
- Routine maintenance

1

Locate the filter in the engine compartment



Please note!

- The air filter is usually quite large


2

In most cases, it has its own separate housing



3

You can locate the housing by looking for its distinctive feature, which is the air hose that is always attached to it



4 You can also find information about the location of the air filter in the vehicle's owner manual


5 In some cases, you can identify the air filter by the markings on the housing cover




6 The housing cover can be fastened with clips or screws




7 If necessary, detach any parts that block access to the component




8 Prevent dirt from getting into the air filter housing




9 Clean the area around the housing




10 Use compressed air or a clean cloth



11 Undo the clips and lift the cover off




12 If the cover is secured with screws, they need to be unscrewed. Use the right tool for this




13 Remove the cover, then pry up and remove the filter



14 In some cars, the air filter is attached to the inside of the engine cover



15 Cover the air inlet




16 Clean the air filter cover and housing to prevent dirt from entering the intake system



17 Install the new air filter



18 It should fit securely




Important!

- Do not bend the new filter when installing it

19

Reinstall and fasten the air filter cover



20

Reassemble in reverse order



AUTODOC recommends:

- Important! Tighten the cover fasteners crosswise

AUTODOC – TOP QUALITY AND AFFORDABLE CAR PARTS ONLINE

AUTODOC MOBILE APP: GREAT DEALS AND CONVENIENT SHOPPING



A GREAT SELECTION OF SPARE PARTS FOR YOUR CAR

AIR FILTER: A WIDE SELECTION

DISCLAIMER:

The document contains only general recommendations that may be useful for you when you perform repair or replacement work. AUTODOC shall not be liable for any loss, injury, damage of property occurring in the repair or replacement process due to incorrect use or misinterpretation of the provided information.

AUTODOC shall not be liable for any possible mistakes and uncertainties in this guide. The information provided is for information purposes only and cannot replace advice from specialists.

AUTODOC shall not be liable for incorrect or hazardous usage of equipment, tools and car parts. AUTODOC strongly recommends to be careful and observe the safety rules when performing repair or replacement works. Remember: usage of low quality auto parts does not guarantee you the appropriate level of road safety.

© Copyright 2023 – All the contents of this website, in particular texts, photographs and graphics, are protected by copyright. All rights, including reproduction, publication, editing and translation rights, are reserved by AUTODOC SE.