



How to change fuel filter
on **Ford Mondeo Mk3**
saloon – replacement
guide

VIDEO TUTORIAL



Important!

This replacement procedure can be used for:

FORD MONDEO III Saloon (B4Y) 1.8 16V, FORD MONDEO III Saloon (B4Y) 2.0 16V, FORD MONDEO III Saloon (B4Y) 2.5 V6 24V, FORD MONDEO III (B5Y) 1.8 16V, FORD MONDEO III Estate (BWY) 1.8 16V, FORD MONDEO III (B5Y) 2.0 16V, FORD MONDEO III Estate (BWY) 2.0 16V, FORD MONDEO III (B5Y) 2.5 V6 24V, FORD MONDEO III Estate (BWY) 2.5 V6 24V, FORD MONDEO III (B5Y) ST220, FORD MONDEO III Saloon (B4Y) ST220, FORD MONDEO III Estate (BWY) ST220, FORD MONDEO III (B5Y) 1.8 SCi, FORD MONDEO III Estate (BWY) 1.8 SCi, FORD MONDEO III Saloon (B4Y) 1.8 SCi, (+ 10)

The steps may slightly vary depending on the car design.

REPLACEMENT: FUEL FILTER – FORD MONDEO MK3 SALOON. LIST OF THE TOOLS YOU'LL NEED:



- Wire brush
- Nylon cleaning brush
- WD-40 spray
- All-purpose cleaning spray
- Drive socket # 8
- Drive socket # 10
- Fluid container
- Ratchet wrench

BUY TOOLS

Replacement: fuel filter – Ford Mondeo Mk3 saloon. AUTODOC experts recommend:

- Ensure adequate ventilation of the workplace. Fuel vapors are poisonous.
- All work should be done with the engine stopped.

REPLACEMENT: FUEL FILTER – FORD MONDEO MK3 SALOON. USE THE FOLLOWING PROCEDURE:

1 Open the fuel door.




2 Unscrew the fuel filler cap.



3 Lift the car using a jack or place it over an inspection pit.




4 Clean the fuel filter mounting bracket. Use a wire brush. Use WD-40 spray.




5 Unscrew the fastening bolts of the fuel filter bracket. Use a drive socket #10. Use a ratchet wrench.



6 Clean the fuel filter mounting bracket. Use a wire brush. Use WD-40 spray.



7 Unscrew the fuel filter bracket. Use a drive socket #8. Use a ratchet wrench.




8 Remove the fuel filter fastening bracket.

9 Prepare a container for fluids.



10 Clean the fasteners of the fuel supply lines. Use a nylon cleaning brush. Use all-purpose cleaning spray.



11 Disconnect the fuel supply lines from the fuel filter.




12 Remove the fuel filter.



Replacement: fuel filter – Ford Mondeo Mk3 saloon. AUTODOC experts recommend:

- Be careful! Fuel may leak from the filter housing and hoses.

13 Clean the fuel lines. Use all-purpose cleaning spray.




14 Install a new fuel filter.




Replacement: fuel filter – Ford Mondeo Mk3 saloon. AUTODOC recommends:

- Remember, it is important not to mix up the input and output of the filter. Arrows on the filter indicate the direction of fuel flow.
- During installation, take care to prevent dust and dirt from getting into the fuel filter housing.
- Attention! Use quality filters – Ford Mondeo Mk3 saloon.

15 Install the fuel line.




16 Install the fuel filter fastening bracket.




17 Install the fuel line.



18 Screw in the fuel filter mounting bracket. Use a drive socket #8. Use a ratchet wrench.




19 Screw in the fastening bolts of the fuel filter bracket. Use a drive socket #10. Use a ratchet wrench.




20 Clean the fuel filter. Use all-purpose cleaning spray.



21 Take the fluid container away from under the fuel filter.



22 Lower the car.



23 Tighten the fuel filler cap.



24 Close the fuel door.



Replacement: fuel filter – Ford Mondeo Mk3 saloon. Tip from AUTODOC experts:

- Before starting off, switch the ignition on and off several times. This should be done to activate the fuel pump to make it pump fuel through the fuel system.

25

Run the engine for a few minutes. This is necessary in order to make sure that the component operates properly.



26

Shut off the engine.

WELL DONE! 

VIEW MORE TUTORIALS

AUTODOC – TOP QUALITY AND AFFORDABLE CAR PARTS ONLINE

AUTODOC MOBILE APP: GREAT DEALS AND CONVENIENT SHOPPING



+ AUTODOC

GET IT ON
Google Play

Download on the
App Store

Download

A GREAT SELECTION OF SPARE PARTS FOR YOUR CAR

BUY SPARE PARTS FOR FORD

FUEL FILTER: A WIDE SELECTION

CHOOSE CAR PARTS FOR FORD MONDEO MK3 SALOON

FUEL FILTER FOR FORD: BUY NOW

FUEL FILTER FOR FORD MONDEO MK3 SALOON: THE BEST DEALS & OFFERS

DISCLAIMER:

The document contains only general recommendations that may be useful for you when you perform repair or replacement work. AUTODOC shall not be liable for any loss, injury, damage of property occurring in the repair or replacement process due to incorrect use or misinterpretation of the provided information.

AUTODOC shall not be liable for any possible mistakes and uncertainties in this guide. The information provided is for information purposes only and cannot replace advice from specialists.

AUTODOC shall not be liable for incorrect or hazardous usage of equipment, tools and car parts. AUTODOC strongly recommends to be careful and observe the safety rules when performing repair or replacement works. Remember: usage of low quality auto parts does not guarantee you the appropriate level of road safety.

© Copyright 2023 – All the contents of this website, in particular texts, photographs and graphics, are protected by copyright. All rights, including reproduction, publication, editing and translation rights, are reserved by AUTODOC SE.