



How to change air filter
on **Nissan Micra K12** –
replacement guide

VIDEO TUTORIAL

** Important!**

This replacement procedure can be used for:

NISSAN MICRA II (K11) 1.0 i 16V, NISSAN MICRA II (K11) 1.3 i 16V, NISSAN MICRA II (K11) 1.4 i 16V, NISSAN MICRA III (K12) 1.2 16V, NISSAN MICRA III (K12) 1.0 16V, NISSAN Micra C+C III (K12) 1.4 16V, NISSAN Note (E11, NE11) 1.4, NISSAN MICRA III (K12) 1.2 LPG, NISSAN Note (E11, NE11) 1.4 LPG

The steps may slightly vary depending on the car design.

REPLACEMENT: AIR FILTER – NISSAN MICRA K12.
TOOLS YOU MIGHT NEED:



• Clip removal tool

• Fender cover


BUY TOOLS

Replacement: air filter – Nissan Micra K12. AUTODOC experts recommend:

- Follow the terms, recommendations and requirements of the part operation provided by the manufacturer.
- All work should be done with the engine stopped.

REPLACEMENT: AIR FILTER – NISSAN MICRA K12. RECOMMENDED SEQUENCE OF STEPS:


1 Open the bonnet.




2 Use a fender protection cover to prevent damaging paintwork and plastic parts of the car.




3 Disconnect the fastener of the air intake hose. Use a clip removal tool.



4 Remove the air intake hose.




5 Release the air filter housing retainers.




Replacement: air filter – Nissan Micra K12. Tip:

- The air filter housing is built into the engine cover.

6 Detach the air filter housing.




7 Remove the filter element from the filter housing.



8 Clean the air filter housing.




9 Insert a new filter element into the filter housing.




10 Install the air filter housing.



11 Lock the air filter housing retainers.




12 Install the air intake hose and secure it.



13

Remove the fender protection cover.



14

Close the bonnet.



WELL DONE! 

[VIEW MORE TUTORIALS](#)

AUTODOC – TOP QUALITY AND AFFORDABLE CAR PARTS ONLINE

AUTODOC MOBILE APP: GREAT DEALS AND CONVENIENT SHOPPING



+ AUTODOC

GET IT ON  **Google Play**

 **Download on the App Store**

Download

A GREAT SELECTION OF SPARE PARTS FOR YOUR CAR

BUY SPARE PARTS FOR NISSAN

AIR FILTER: A WIDE SELECTION

CHOOSE CAR PARTS FOR NISSAN MICRA K12

AIR FILTER FOR NISSAN: BUY NOW

AIR FILTER FOR NISSAN MICRA K12: THE BEST DEALS & OFFERS

DISCLAIMER:

The document contains only general recommendations that may be useful for you when you perform repair or replacement work. AUTODOC shall not be liable for any loss, injury, damage of property occurring in the repair or replacement process due to incorrect use or misinterpretation of the provided information.

AUTODOC shall not be liable for any possible mistakes and uncertainties in this guide. The information provided is for information purposes only and cannot replace advice from specialists.

AUTODOC shall not be liable for incorrect or hazardous usage of equipment, tools and car parts. AUTODOC strongly recommends to be careful and observe the safety rules when performing repair or replacement works. Remember: usage of low quality auto parts does not guarantee you the appropriate level of road safety.

© Copyright 2023 – All the contents of this website, in particular texts, photographs and graphics, are protected by copyright. All rights, including reproduction, publication, editing and translation rights, are reserved by AUTODOC SE.