




How to change bonnet
strut on **Mercedes W201**
– replacement guide

VIDEO TUTORIAL

** Important!**

This replacement procedure can be used for:

MERCEDES-BENZ 190 (W201) E 1.8 (201.018), MERCEDES-BENZ 190 (W201) E 2.0 (201.024), MERCEDES-BENZ 190 (W201) 2.0 (201.023), MERCEDES-BENZ 190 (W201) E 2.0, MERCEDES-BENZ 190 (W201) E 2.3-16, MERCEDES-BENZ 190 (W201) E 2.3-16 (201.034), MERCEDES-BENZ 190 (W201) E 2.3, MERCEDES-BENZ 190 (W201) E 2.3 (201.028), MERCEDES-BENZ 190 (W201) E 2.5-16 Evolution (201.036), MERCEDES-BENZ 190 (W201) E 2.5-16 (201.035), MERCEDES-BENZ 190 (W201) E 2.6, MERCEDES-BENZ 190 (W201) D 2.0 (201.122), MERCEDES-BENZ 190 (W201) D 2.5 (201.126), MERCEDES-BENZ 190 (W201) Turbo-D 2.5 (201.128), MERCEDES-BENZ 190 (W201) E 2.5-16 Evolution II, (+ 1)

The steps may slightly vary depending on the car design.

REPLACEMENT: BONNET STRUTS – MERCEDES W201.
LIST OF THE TOOLS YOU'LL NEED:



- Combination spanner #13

- Fender cover

BUY TOOLS

Replacement: bonnet struts – Mercedes W201. Tip from AUTODOC experts:


- All work should be done with the engine stopped.

REPLACEMENT: BONNET STRUTS – MERCEDES W201. RECOMMENDED SEQUENCE OF STEPS:


1 Open the bonnet.



2 Use a fender protection cover to prevent damaging paintwork and plastic parts of the car.




3 Unscrew the fastener that connects the bonnet strut to the car body. Use a combination spanner #13 (2 pieces).




Replacement: bonnet struts – Mercedes W201. AUTODOC recommends:

- Secure the bonnet with an additional support to avoid injury.


4 Remove the fastening bolt.



5 Remove the bonnet strut.



6 Install a new bonnet strut.




7 Install the fastening bolt.



8 Screw in the fastener that connects the bonnet strut to the car body. Use a combination spanner #13 (2 pieces).



9 Remove the fender protection cover.



10 Close the bonnet.



WELL DONE! 

VIEW MORE TUTORIALS

AUTODOC – TOP QUALITY AND AFFORDABLE CAR PARTS ONLINE

AUTODOC MOBILE APP: GREAT DEALS AND CONVENIENT SHOPPING



+ AUTODOC

GET IT ON
Google Play

Download on the
App Store

Download

A GREAT SELECTION OF SPARE PARTS FOR YOUR CAR

BUY SPARE PARTS FOR MERCEDES

BONNET STRUTS: A WIDE SELECTION

CHOOSE CAR PARTS FOR MERCEDES W201

BONNET STRUTS FOR MERCEDES: BUY NOW

BONNET STRUTS FOR MERCEDES W201: THE BEST DEALS & OFFERS

DISCLAIMER:

The document contains only general recommendations that may be useful for you when you perform repair or replacement work. AUTODOC shall not be liable for any loss, injury, damage of property occurring in the repair or replacement process due to incorrect use or misinterpretation of the provided information.

AUTODOC shall not be liable for any possible mistakes and uncertainties in this guide. The information provided is for information purposes only and cannot replace advice from specialists.

AUTODOC shall not be liable for incorrect or hazardous usage of equipment, tools and car parts. AUTODOC strongly recommends to be careful and observe the safety rules when performing repair or replacement works. Remember: usage of low quality auto parts does not guarantee you the appropriate level of road safety.

© Copyright 2023 – All the contents of this website, in particular texts, photographs and graphics, are protected by copyright. All rights, including reproduction, publication, editing and translation rights, are reserved by AUTODOC SE.