



How to change  
serpentine belt on **VW**  
**Lupo 6X1** – replacement  
guide

## VIDEO TUTORIAL



### Important!

This replacement procedure can be used for:

VW Polo III Hatchback (6N1) 1.9 D, VW Polo III Hatchback (6N1) 1.7 SDI, VW Lupo / Lupo 3L (6X1, 6E1) 1.7 SDI, VW Caddy II Pickup (9U7) 1.9 D, VW Polo III Hatchback (6N2) 1.7 SDI, VW Polo III Hatchback (6N2) 1.9 D, VW Polo III Hatchback (6N1) 1.9 SDI, VW Polo III Hatchback (6N2) 1.9 SDI, VW Polo III Van Box Body / Estate (6V5) 1.7 SDI

---

The steps may slightly vary depending on the car design.

REPLACEMENT: SERPENTINE BELT – VW LUPO 6X1.  
TOOLS YOU'LL NEED:



- Combination spanner #15

- Fender cover


**BUY TOOLS**

Replacement: serpentine belt – VW Lupo 6X1. AUTODOC experts recommend:

- All work should be done with the engine stopped.

## REPLACEMENT: SERPENTINE BELT – VW LUPO 6X1. TAKE THE FOLLOWING STEPS:

1 Open the bonnet.



2 Use a fender protection cover to prevent damaging paintwork and plastic parts of the car.




3 Pull aside the V-ribbed belt tensioner pulley. Use a combination spanner #15.



4

Remove the V-ribbed belt.




**AUTODOC recommends:**

- Check the condition of the tensioner pulley and idler pulley. Replace them if necessary.

5

Install the V-ribbed belt.



**Replacement: serpentine belt – VW Lupo 6X1. Professionals recommend:**

- Make sure that the V-ribbed belt fits all pulleys snugly.

6

Pull aside the V-ribbed belt tensioner pulley. Use a combination spanner #15.




7 Place the V-ribbed belt on the tensioner pulley.


8 Run the engine for a few minutes. This is necessary in order to make sure that the component operates properly.




9 Shut off the engine.



10 Remove the fender protection cover.



11 Close the hood.



**WELL DONE!** 👍

[VIEW MORE TUTORIALS](#)

## AUTODOC – TOP QUALITY AND AFFORDABLE CAR PARTS ONLINE

AUTODOC MOBILE APP: GREAT DEALS AND CONVENIENT SHOPPING

**AUTODOC+**

GET IT ON  
Google Play

Download on the  
App Store

Download

**A GREAT SELECTION OF SPARE PARTS FOR YOUR CAR**

**BUY SPARE PARTS FOR VW**

**SERPENTINE BELT: A WIDE SELECTION**

**CHOOSE CAR PARTS FOR VW LUPO 6X1**

**SERPENTINE BELT FOR VW: BUY NOW**

**SERPENTINE BELT FOR VW LUPO 6X1: THE BEST DEALS & OFFERS**

### **ⓘ DISCLAIMER:**

The document contains only general recommendations that may be useful for you when you perform repair or replacement work. AUTODOC shall not be liable for any loss, injury, damage of property occurring in the repair or replacement process due to incorrect use or misinterpretation of the provided information.

AUTODOC shall not be liable for any possible mistakes and uncertainties in this guide. The information provided is for information purposes only and cannot replace advice from specialists.

AUTODOC shall not be liable for incorrect or hazardous usage of equipment, tools and car parts. AUTODOC strongly recommends to be careful and observe the safety rules when performing repair or replacement works. Remember: usage of low quality auto parts does not guarantee you the appropriate level of road safety.

© Copyright 2022 – All the contents of this website, in particular texts, photographs and graphics, are protected by copyright. All rights, including reproduction, publication, editing and translation rights, are reserved by AUTODOC GmbH.