



How to change ignition  
coil on **VW Lupo 6X1** –  
replacement guide

## VIDEO TUTORIAL

**i Important!**

This replacement procedure can be used for:

VW Passat Saloon (362) 1.4 TSI EcoFuel, VW Polo Hatchback (6N1) 1.0, VW Lupo (6X1, 6E1) 1.0, VW POLO (6N2) 1.0

The steps may slightly vary depending on the car design.

## REPLACEMENT: IGNITION COIL – VW LUPO 6X1. TOOLS YOU MIGHT NEED:



- Wire brush
- WD-40 spray
- Electronic spray
- Torque wrench
- Drive socket # 10
- HEX bit No.H5
- Ratchet wrench
- Fender cover

**BUY TOOLS**

Replacement: ignition coil – VW Lupo 6X1. AUTODOC experts recommend:

- The replacement procedure is the same for the ignition coils of all cylinders.
- Please note: all work on the car – VW Lupo 6X1 – should be done with the engine switched off.

## CARRY OUT REPLACEMENT IN THE FOLLOWING ORDER:


1

Open the bonnet.



2

Use a fender protection cover to prevent damaging paintwork and plastic parts of the car.



3

Detach the connector from the ignition coil.




4

Clean the ignition coil bolts. Use a wire brush. Use WD-40 spray.




5

Unscrew the ignition coil bolts. Use a drive socket #10. Use a ratchet wrench.




6

Remove the ignition coil.




7

Clean dirt, dust and debris from inside the spark plug wells.



8

Install a new ignition coil.




9

Tighten the ignition coil bolts. Use HEX No.H5. Use a torque wrench. Tighten it to 8 Nm torque.




10

Treat the ignition coil connector with electronic spray. The spray will protect the electrical contacts from corrosion, oxidation, and will reduce the contact resistance.




11

Plug in the ignition coil connector.



12

Run the engine for a few minutes. This is necessary in order to make sure that the component operates properly.



13

Shut off the engine.

**14**

Remove the fender protection cover.

**15**

Close the hood.

**WELL DONE!** **VIEW MORE TUTORIALS**



## AUTODOC – TOP QUALITY AND AFFORDABLE CAR PARTS ONLINE

**AUTODOC MOBILE APP: GREAT DEALS AND CONVENIENT SHOPPING**



**+ AUTODOC**

GET IT ON  
**Google Play**

Download on the  
**App Store**

**Download**

**A GREAT SELECTION OF SPARE PARTS FOR YOUR CAR**

**BUY SPARE PARTS FOR VW**

**IGNITION COIL: A WIDE SELECTION**



**CHOOSE CAR PARTS FOR VW LUPO 6X1**

**IGNITION COIL FOR VW: BUY NOW**

**IGNITION COIL FOR VW LUPO 6X1: THE BEST DEALS & OFFERS**

### **DISCLAIMER:**

The document contains only general recommendations that may be useful for you when you perform repair or replacement work. AUTODOC shall not be liable for any loss, injury, damage of property occurring in the repair or replacement process due to incorrect use or misinterpretation of the provided information.

AUTODOC shall not be liable for any possible mistakes and uncertainties in this guide. The information provided is for information purposes only and cannot replace advice from specialists.

AUTODOC shall not be liable for incorrect or hazardous usage of equipment, tools and car parts. AUTODOC strongly recommends to be careful and observe the safety rules when performing repair or replacement works. Remember: usage of low quality auto parts does not guarantee you the appropriate level of road safety.

© Copyright 2023 – All the contents of this website, in particular texts, photographs and graphics, are protected by copyright. All rights, including reproduction, publication, editing and translation rights, are reserved by AUTODOC SE.