



How to change a number  
plate light on the **Ford  
Transit Mk7 van** –  
replacement guide

## VIDEO TUTORIAL




### Important!

This replacement procedure can be used for:

FORD TRANSIT Bus 2.2 TDCi, FORD TRANSIT Bus 2.2 TDCi RWD, FORD TRANSIT MK-7 Box 2.2 TDCi, FORD TRANSIT MK-7 Box 2.2 TDCi RWD, FORD TRANSIT MK-7 Box 2.2 TDCi 4x4, FORD TRANSIT CONNECT (P65\_, P70\_, P80\_) 1.8 16V LPG, FORD Tourneo Connect Mk1 1.8 TDCi /TDDi /DI, FORD Tourneo Connect Mk1 1.8 TDCi, FORD Tourneo Connect Mk1 1.8 16V, FORD TRANSIT CONNECT (P65\_, P70\_, P80\_) 1.8 16V, FORD TRANSIT CONNECT (P65\_, P70\_, P80\_) 1.8 Di, FORD TRANSIT CONNECT (P65\_, P70\_, P80\_) 1.8 TDCi, FORD TRANSIT Bus 2.4 TDCi, FORD TRANSIT MK-7 Box 2.4 TDCi RWD, FORD TRANSIT MK-7 Box 2.3 16V RWD, (+ 9)

The steps may slightly vary depending on the car design.

REPLACEMENT: NUMBER PLATE LIGHT – FORD  
TRANSIT MK7 VAN. TOOLS YOU'LL NEED:



- Electronic spray
- Long nose pliers
- Clip removal tool


**BUY TOOLS**

Replacement: number plate light – Ford Transit Mk7 van. Tip from AUTODOC experts:


- The replacement procedure is identical for both rear number plate lights.
- All the work should be carried out with the ignition switched off.

## REPLACEMENT: NUMBER PLATE LIGHT – FORD TRANSIT MK7 VAN. RECOMMENDED SEQUENCE OF STEPS:


**1** Open the rear doors.




**2** Remove the left rear door trim panel. Use a clip removal tool.



**3** Remove the number plate light. Use long nose pliers.




**4** Detach the number plate light connector.




**5** Treat the number plate light connector. Use an electronic spray.



**6** Attach the connector to a new number plate light.



**7** Install the number plate light.




**8** Reinstall the rear door trim cover.



9

Close the rear doors.



10

Check that the new component is working.



**WELL DONE!** 

[VIEW MORE TUTORIALS](#)

# AUTODOC – TOP QUALITY AND AFFORDABLE CAR PARTS ONLINE

**AUTODOC MOBILE APP: GREAT DEALS AND CONVENIENT SHOPPING**



**+ AUTODOC**

GET IT ON  
**Google Play**

Download on the  
**App Store**

**Download**

**A GREAT SELECTION OF SPARE PARTS FOR YOUR CAR**

**BUY SPARE PARTS FOR FORD**

**NUMBER PLATE LIGHT: A WIDE SELECTION**

**CHOOSE CAR PARTS FOR FORD TRANSIT MK7 VAN**

**NUMBER PLATE LIGHT FOR FORD: BUY NOW**

**NUMBER PLATE LIGHT FOR FORD TRANSIT MK7 VAN: THE  
BEST DEALS & OFFERS**

### **DISCLAIMER:**

The document contains only general recommendations that may be useful for you when you perform repair or replacement work. AUTODOC shall not be liable for any loss, injury, damage of property occurring in the repair or replacement process due to incorrect use or misinterpretation of the provided information.

AUTODOC shall not be liable for any possible mistakes and uncertainties in this guide. The information provided is for information purposes only and cannot replace advice from specialists.

AUTODOC shall not be liable for incorrect or hazardous usage of equipment, tools and car parts. AUTODOC strongly recommends to be careful and observe the safety rules when performing repair or replacement works. Remember: usage of low quality auto parts does not guarantee you the appropriate level of road safety.

© Copyright 2024 – All the contents of this website, in particular texts, photographs and graphics, are protected by copyright. All rights, including reproduction, publication, editing and translation rights, are reserved by AUTODOC SE.