



How to change battery
on **FORD S-Max Mk1**
MPV – replacement
guide

SIMILAR VIDEO TUTORIAL



This video shows the replacement procedure of a similar car part on another vehicle

ⓘ Important!

This replacement procedure can be used for:

FORD S-Max Mk1 MPV 2.0 TDCi

The steps may slightly vary depending on the car design.

This tutorial was created based on the replacement procedure for a similar car part on: FORD Transit Mk6 Box (V347, V348, FA) 2.2 TDCi

REPLACEMENT: BATTERY – FORD S-MAX MK1 MPV.

TOOLS YOU NEED:



- Battery terminal brush
- 10 mm socket
- Ratchet wrench

[Buy tools](#)


Replacement: battery – FORD S-Max Mk1 MPV. AUTODOC recommends:

- All the work should be carried out with the ignition switched off.

REPLACEMENT: BATTERY – FORD S-MAX MK1 MPV. RECOMMENDED SEQUENCE OF STEPS:

1 Open the driver's door.

2 Slide the driver's seat all the way forward and fold it.



3 Remove the cover from the battery compartment.




4 Unscrew the negative battery terminal fastener. Use a 10 mm socket. Use a ratchet wrench.



5

Remove the negative terminal from the battery.




6

Unscrew the positive battery terminal fastener. Use a 10 mm socket. Use a ratchet wrench.



7

Remove the positive terminal from the battery.




8

Remove the battery.



- 9 Clean the battery terminals. Use a battery terminal brush.



- 10 Install a new battery.




- 11 Connect the positive terminal to the battery.




- 12 Screw in the positive battery terminal fastener. Use a 10 mm socket. Use a ratchet wrench.



- 13 Connect the negative terminal to the battery.



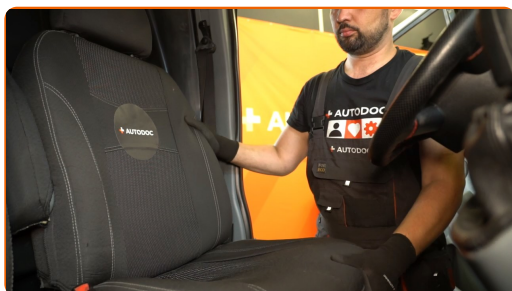
- 14 Screw in the negative battery terminal fastener. Use a 10 mm socket. Use a ratchet wrench.



- 15 Reinstall the cover on the battery compartment.



- 16 Put the driver's seat back into its initial position.



- 17 Close the driver's door.

18

Dispose of the old battery in a safe and legally compliant way.


WELL DONE! 

VIEW MORE TUTORIALS

AUTODOC – TOP QUALITY AND AFFORDABLE CAR PARTS ONLINE


AUTODOC MOBILE APP: GREAT DEALS AND CONVENIENT SHOPPING











A GREAT SELECTION OF SPARE PARTS FOR YOUR CAR

CAR BATTERY: A WIDE SELECTION

DISCLAIMER:

The document contains only general recommendations that may be useful for you when you perform repair or replacement work. AUTODOC shall not be liable for any loss, injury, damage of property occurring in the repair or replacement process due to incorrect use or misinterpretation of the provided information.

AUTODOC shall not be liable for any possible mistakes and uncertainties in this guide. The information provided is for information purposes only and cannot replace advice from specialists.

AUTODOC shall not be liable for incorrect or hazardous usage of equipment, tools and car parts. AUTODOC strongly recommends to be careful and observe the safety rules when performing repair or replacement works. Remember: usage of low quality auto parts does not guarantee you the appropriate level of road safety.

© Copyright 2025 – All the contents of this website, in particular texts, photographs and graphics, are protected by copyright. All rights, including reproduction, publication, editing and translation rights, are reserved by AUTODOC SE.

CLUB.AUTODOC.CO.UK

8–8