



How to change side
indicator on **Mercedes**
W124 – replacement
guide

VIDEO TUTORIAL



ⓘ Important!

This replacement procedure can be used for:

MERCEDES-BENZ Saloon (W124) 200 2.0 (124.020), MERCEDES-BENZ Saloon (W124) 200 E 2.0 (124.021), MERCEDES-BENZ Saloon (W124) 230 E 2.3 (124.023), MERCEDES-BENZ Saloon (W124) 260 E 2.6 4-matic (124.226), MERCEDES-BENZ Saloon (W124) 260 E 2.6 (124.026), MERCEDES-BENZ Saloon (W124) 300 E 3.0, MERCEDES-BENZ Saloon (W124) 300 E 3.0 (124.030), MERCEDES-BENZ Saloon (W124) 300 E 3.0 4-matic (124.230), MERCEDES-BENZ Saloon (W124) 300 E 3.0 4-matic, MERCEDES-BENZ Saloon (W124) 200 D 2.0 (124.120), MERCEDES-BENZ Saloon (W124) 250 D 2.5 (124.125), MERCEDES-BENZ E-Class Saloon (W124) E 250 D (124.126, 124.129), MERCEDES-BENZ Saloon (W124) 250 2.5 Turbo diesel (124.128), MERCEDES-BENZ Saloon (W124) 300 D 3.0 (124.130), MERCEDES-BENZ Saloon (W124) 300 D 3.0 4-matic (124.330), (+ 74)

The steps may slightly vary depending on the car design.

REPLACEMENT: SIDE INDICATOR – MERCEDES W124.
LIST OF THE TOOLS YOU'LL NEED:



- Dielectric grease

[BUY TOOLS](#)

Replacement: side indicator – Mercedes W124. Tip from AUTODOC:


- All work should be done with the engine stopped.

REPLACEMENT: SIDE INDICATOR – MERCEDES W124. USE THE FOLLOWING PROCEDURE:

1 Open the bonnet.



2 Press the turn signal light retainer clip.



3 Remove the turn signal light.



4 Detach the turn signal light connector.




5 Treat the turn signal light connector. Use dielectric grease.



6 Fit a bulb into a new turn signal light.




7 Attach the turn signal light connector.



8 Install the new turn signal light.



9 Snap the turn signal light back in place.




10

Check if the turn signal light works properly.



11

Close the bonnet.



WELL DONE! 

VIEW MORE TUTORIALS

AUTODOC – TOP QUALITY AND AFFORDABLE CAR PARTS ONLINE

AUTODOC MOBILE APP: GREAT DEALS AND CONVENIENT SHOPPING



+ AUTODOC

GET IT ON  **Google Play**

 **Download on the App Store**

Download

A GREAT SELECTION OF SPARE PARTS FOR YOUR CAR

BUY SPARE PARTS FOR MERCEDES

AUXILIARY INDICATOR: A WIDE SELECTION

CHOOSE CAR PARTS FOR MERCEDES W124

AUXILIARY INDICATOR FOR MERCEDES: BUY NOW

**AUXILIARY INDICATOR FOR MERCEDES W124: THE BEST
DEALS & OFFERS**

DISCLAIMER:

The document contains only general recommendations that may be useful for you when you perform repair or replacement work. AUTODOC shall not be liable for any loss, injury, damage of property occurring in the repair or replacement process due to incorrect use or misinterpretation of the provided information.

AUTODOC shall not be liable for any possible mistakes and uncertainties in this guide. The information provided is for information purposes only and cannot replace advice from specialists.

AUTODOC shall not be liable for incorrect or hazardous usage of equipment, tools and car parts. AUTODOC strongly recommends to be careful and observe the safety rules when performing repair or replacement works. Remember: usage of low quality auto parts does not guarantee you the appropriate level of road safety.

© Copyright 2023 – All the contents of this website, in particular texts, photographs and graphics, are protected by copyright. All rights, including reproduction, publication, editing and translation rights, are reserved by AUTODOC SE.