



How to change air filter
on **Mercedes W124** –
replacement guide

VIDEO TUTORIAL


**i Important!**

This replacement procedure can be used for:

MERCEDES-BENZ 190 (W201) D 2.5 (201.126), MERCEDES-BENZ 190 (W201) Turbo-D 2.5 (201.128), MERCEDES-BENZ Saloon (W124) 250 2.5 Turbo diesel (124.128), MERCEDES-BENZ E-Class Saloon (W124) E 300 D (124.131), MERCEDES-BENZ E-Class T-modell (S124) E 300 TD (124.191), MERCEDES-BENZ E-Class T-modell (S124) E 250 TD (124.186), MERCEDES-BENZ E-Class Saloon (W124) E 250 Turbo-D (124.128), MERCEDES-BENZ E-Class T-modell (S124) E 250 Turbo D, MERCEDES-BENZ W124 Estate (S124) 250 2.5 Turbo diesel (124.188)

The steps may slightly vary depending on the car design.

REPLACEMENT: AIR FILTER – MERCEDES W124. TOOLS
YOU'LL NEED:



• Microfibre towel

• Fender cover

BUY TOOLS

Replacement: air filter – Mercedes W124. Tip from AUTODOC experts:


- Follow the terms, recommendations and requirements of the part operation provided by the manufacturer.
- All work should be done with the engine stopped.

CARRY OUT REPLACEMENT IN THE FOLLOWING ORDER:

1 Open the bonnet.




2 Use a fender protection cover to prevent damaging paintwork and plastic parts of the car.



3 Release the air filter cover clips.




4 Remove the air filter cover.




5 Cover the air intake hose with a microfibre towel to prevent dust and dirt from getting into the system.




6 Remove the air filter.



7 Clean the air filter cover and housing.



8 Install the air filter.




9 Remove the microfibre towel from the air intake hose.




10 Install the air filter cover. Fasten it.



11 Press the air filter cover clips into place.




12 Remove the fender protection cover.



13

Close the bonnet.



WELL DONE! 

VIEW MORE TUTORIALS

AUTODOC – TOP QUALITY AND AFFORDABLE CAR PARTS ONLINE

AUTODOC MOBILE APP: GREAT DEALS AND CONVENIENT SHOPPING



+ AUTODOC

GET IT ON  **Google Play**

 **Download on the App Store**

Download

A GREAT SELECTION OF SPARE PARTS FOR YOUR CAR

BUY SPARE PARTS FOR MERCEDES

AIR FILTER: A WIDE SELECTION

CHOOSE CAR PARTS FOR MERCEDES W124

AIR FILTER FOR MERCEDES: BUY NOW

AIR FILTER FOR MERCEDES W124: THE BEST DEALS & OFFERS

DISCLAIMER:

The document contains only general recommendations that may be useful for you when you perform repair or replacement work. AUTODOC shall not be liable for any loss, injury, damage of property occurring in the repair or replacement process due to incorrect use or misinterpretation of the provided information.

AUTODOC shall not be liable for any possible mistakes and uncertainties in this guide. The information provided is for information purposes only and cannot replace advice from specialists.

AUTODOC shall not be liable for incorrect or hazardous usage of equipment, tools and car parts. AUTODOC strongly recommends to be careful and observe the safety rules when performing repair or replacement works. Remember: usage of low quality auto parts does not guarantee you the appropriate level of road safety.

© Copyright 2023 – All the contents of this website, in particular texts, photographs and graphics, are protected by copyright. All rights, including reproduction, publication, editing and translation rights, are reserved by AUTODOC SE.