



How to change air filter
on **CITROËN JUMPY Box**
– replacement guide

SIMILAR VIDEO TUTORIAL



This video shows the replacement procedure of a similar car part on another vehicle

Important!

This replacement procedure can be used for:
CITROËN JUMPY Box 2.0 i

The steps may slightly vary depending on the car design.

This tutorial was created based on the replacement procedure for a similar car part on: PEUGEOT 406 Saloon 2.2

REPLACEMENT: AIR FILTER – CITROËN JUMPY BOX.
TOOLS YOU MIGHT NEED:



- Phillips screwdriver
- Microfibre towel
- Fender cover

Buy tools

Replacement: air filter – CITROËN JUMPY Box. Professionals recommend:


- Follow the terms, recommendations and requirements of the part operation provided by the manufacturer.
- All work should be done with the engine stopped.

REPLACEMENT: AIR FILTER – CITROËN JUMPY BOX. USE THE FOLLOWING PROCEDURE:


1 Open the hood.

2 Use a fender protection cover to prevent damaging paintwork and plastic parts of the car.

3 Undo the fastening screws of the air filter cover. Use a Phillips screwdriver.



4 Remove the air filter cover.




5

Remove the filter element from the filter housing.

**6**

Cover the air intake hose with a microfibre towel to prevent dust and dirt from getting into the system.

**7**

Clean the air filter cover and housing.

**8**

Remove the microfibre towel from the air intake hose.

9

Insert a new filter element into the filter housing.



AUTODOC recommends:

- Replacement: air filter – CITROËN JUMPY Box. Be sure to position the filtering element correctly. Avoid misalignment.
- Take care to only use quality filters.
- During installation, make sure to prevent dust and dirt from getting into the air filter housing.

10

Reinstall the air filter cover. Fasten it.



11

Screw in the fastening screws of the air filter cover. Use a Phillips screwdriver.



12

Remove the fender protection cover.

13

Close the hood.

WELL DONE! 

VIEW MORE TUTORIALS

AUTODOC – TOP QUALITY AND AFFORDABLE CAR PARTS ONLINE

AUTODOC MOBILE APP: GREAT DEALS AND CONVENIENT SHOPPING



A GREAT SELECTION OF SPARE PARTS FOR YOUR CAR

AIR FILTER: A WIDE SELECTION

DISCLAIMER:

The document contains only general recommendations that may be useful for you when you perform repair or replacement work. AUTODOC shall not be liable for any loss, injury, damage of property occurring in the repair or replacement process due to incorrect use or misinterpretation of the provided information.

AUTODOC shall not be liable for any possible mistakes and uncertainties in this guide. The information provided is for information purposes only and cannot replace advice from specialists.

AUTODOC shall not be liable for incorrect or hazardous usage of equipment, tools and car parts. AUTODOC strongly recommends to be careful and observe the safety rules when performing repair or replacement works. Remember: usage of low quality auto parts does not guarantee you the appropriate level of road safety.

© Copyright 2022 – All the contents of this website, in particular texts, photographs and graphics, are protected by copyright. All rights, including reproduction, publication, editing and translation rights, are reserved by AUTODOC GmbH.