



How to change ignition
coil on **CITROËN C5 III**
(RD_) – replacement
guide

SIMILAR VIDEO TUTORIAL



This video shows the replacement procedure of a similar car part on another vehicle

Important!


This replacement procedure can be used for:

CITROËN C5 III (RD_) 1.6 THP 155, CITROËN C5 III (RD_) 1.6, CITROËN C5 III (RD_) 1.6 THP 150

The steps may slightly vary depending on the car design.

This tutorial was created based on the replacement procedure for a similar car part on: PEUGEOT 308 I Hatchback (4A, 4C) 1.6 16V

REPLACEMENT: IGNITION COIL – CITROËN C5 III (RD_).
LIST OF THE TOOLS YOU'LL NEED:



- Electronic spray
- Flat screwdriver
- Fender cover
- Ignition coil removal tool

Buy tools

Replacement: ignition coil – CITROËN C5 III (RD_). AUTODOC recommends:


- The replacement procedure is the same for the ignition coils of all cylinders.
- All work should be done with the engine stopped.

REPLACEMENT: IGNITION COIL – CITROËN C5 III (RD_). RECOMMENDED SEQUENCE OF STEPS:


1 Open the hood.

2 Use a fender protection cover to prevent damaging paintwork and plastic parts of the car.

3 Unplug the connectors from the ignition coils.




4 Detach the connector from the ignition coil.



5

Pry up the ignition coil. Use an ignition coil remover. Take out the ignition coil from the spark plug well.




6

Clean dirt, dust and debris from inside the spark plug well.




7

Install the new ignition coil to the spark plug well. Make sure you hear a click indicating that it is locked in place.




8


Treat the ignition coil connector with electronic spray. The spray will protect the electrical contacts from corrosion, oxidation, and will reduce the contact resistance.



9 Plug in the connectors of the ignition coils.



10 Lock the connector.



11 Remove the fender protection cover.

12 Close the hood.

WELL DONE! 

VIEW MORE TUTORIALS

AUTODOC – TOP QUALITY AND AFFORDABLE CAR PARTS ONLINE

AUTODOC MOBILE APP: GREAT DEALS AND CONVENIENT SHOPPING



A GREAT SELECTION OF SPARE PARTS FOR YOUR CAR

IGNITION COIL: A WIDE SELECTION

DISCLAIMER:

The document contains only general recommendations that may be useful for you when you perform repair or replacement work. AUTODOC shall not be liable for any loss, injury, damage of property occurring in the repair or replacement process due to incorrect use or misinterpretation of the provided information.

AUTODOC shall not be liable for any possible mistakes and uncertainties in this guide. The information provided is for information purposes only and cannot replace advice from specialists.

AUTODOC shall not be liable for incorrect or hazardous usage of equipment, tools and car parts. AUTODOC strongly recommends to be careful and observe the safety rules when performing repair or replacement works. Remember: usage of low quality auto parts does not guarantee you the appropriate level of road safety.

© Copyright 2021 – All the contents of this website, in particular texts, photographs and graphics, are protected by copyright. All rights, including reproduction, publication, editing and translation rights, are reserved by AUTODOC GmbH.