



How to change air filter
on **Audi A6 4F2** –
replacement guide

VIDEO TUTORIAL

** Important!**

This replacement procedure can be used for:

AUDI A6 Avant (4F5, C6) 2.0 TDI, AUDI A6 Saloon (4F2, C6) 2.0 TFSI, AUDI A6 Avant (4F5, C6) 2.0 TFSI, AUDI A6 Saloon (4F2, C6) 2.0 TDI

The steps may slightly vary depending on the car design.

REPLACEMENT: AIR FILTER – AUDI A6 4F2. LIST OF THE TOOLS YOU'LL NEED:



• Microfibre towel

• Fender cover

BUY TOOLS

AUTODOC recommends:


- Replacement: air filter – Audi A6 4F2. Follow the maintenance schedule, recommendations, and requirements specified by the manufacturer.
- All work should be done with the engine stopped.

REPLACEMENT: AIR FILTER – AUDI A6 4F2. USE THE FOLLOWING PROCEDURE:


1 Open the bonnet.



2 Use a fender protection cover to prevent damaging paintwork and plastic parts of the car.



3 Release the air filter cover clips.




4 Take off the filter lid.




5 Remove the filter element from the filter housing.



6 Cover the air intake hose with a microfibre towel to prevent dust and dirt from getting into the system.




7 Clean the air filter cover and housing.



Replacement: air filter – Audi A6 4F2. Tip:

- Before cleaning the air filter cover and housing, cover the air duct parts, mass airflow sensor (if available), throttle valve with a clean cloth.

8 Remove the microfibre towel from the air intake hose.




9 Insert a new filter element into the filter housing. Make sure that the filter edge fits tight to the housing.



AUTODOC recommends:

- Replacement: air filter – Audi A6 4F2. Be sure to position the filtering element correctly. Avoid misalignment.
- Take care to only use quality filters.
- During installation, make sure to prevent dust and dirt from getting into the air filter housing.

10 Reinstall the air filter cover. Fasten it.



11 Press the air filter cover clips into place.



12 Remove the fender protection cover.



13 Close the hood.



WELL DONE! 

VIEW MORE TUTORIALS

AUTODOC – TOP QUALITY AND AFFORDABLE CAR PARTS ONLINE

AUTODOC MOBILE APP: GREAT DEALS AND CONVENIENT SHOPPING



+ AUTODOC

GET IT ON  **Google Play**

 **Download on the App Store**

Download

A GREAT SELECTION OF SPARE PARTS FOR YOUR CAR

BUY SPARE PARTS FOR AUDI

AIR FILTER: A WIDE SELECTION

CHOOSE CAR PARTS FOR AUDI A6 4F2

AIR FILTER FOR AUDI: BUY NOW

AIR FILTER FOR AUDI A6 4F2: THE BEST DEALS & OFFERS

DISCLAIMER:

The document contains only general recommendations that may be useful for you when you perform repair or replacement work. AUTODOC shall not be liable for any loss, injury, damage of property occurring in the repair or replacement process due to incorrect use or misinterpretation of the provided information.

AUTODOC shall not be liable for any possible mistakes and uncertainties in this guide. The information provided is for information purposes only and cannot replace advice from specialists.

AUTODOC shall not be liable for incorrect or hazardous usage of equipment, tools and car parts. AUTODOC strongly recommends to be careful and observe the safety rules when performing repair or replacement works. Remember: usage of low quality auto parts does not guarantee you the appropriate level of road safety.

© Copyright 2023 – All the contents of this website, in particular texts, photographs and graphics, are protected by copyright. All rights, including reproduction, publication, editing and translation rights, are reserved by AUTODOC GmbH.