



How to change air filter
on **Fiat Bravo 2** –
replacement guide

VIDEO TUTORIAL

** Important!**

This replacement procedure can be used for:

FIAT BRAVO II (198) 1.4 16V, FIAT BRAVO II (198) 1.6 D Multijet, FIAT BRAVO II (198) 1.4 T-Jet, FIAT BRAVO II (198) 2.0 D Multijet, FIAT Bravo II Van (198) 1.6 JTD (198AXH1B)

The steps may slightly vary depending on the car design.

REPLACEMENT: AIR FILTER – FIAT BRAVO 2. LIST OF THE TOOLS YOU'LL NEED:



- Drive socket # 8
- Ratchet wrench
- Microfibre towel

BUY TOOLS

Replacement: air filter – Fiat Bravo 2. Professionals recommend:

- Follow the terms, recommendations and requirements of the part operation provided by the manufacturer.
- Please note: all work on the car – Fiat Bravo 2 – should be done with the engine switched off.

CARRY OUT REPLACEMENT IN THE FOLLOWING ORDER:

1 Lift the car using a jack or place it over an inspection pit.




2 Undo the fastening screws of the air filter cover. Use a drive socket #8. Use a ratchet wrench.



3 Take off the filter lid.



4 Remove the filter element from the filter housing.




5 Clean the air filter cover and housing.



Replacement: air filter – Fiat Bravo 2. AUTODOC recommends:

- Before cleaning the air filter cover and housing, cover the air duct parts, mass airflow sensor (if available), throttle valve with a clean cloth.

6 Insert a new filter element into the filter housing. Make sure that the filter edge fits tight to the housing.




AUTODOC recommends:

- Replacement: air filter – Fiat Bravo 2. Be sure to position the filtering element correctly. Avoid misalignment.
- Take care to only use quality filters.
- During installation, make sure to prevent dust and dirt from getting into the air filter housing.


7

Reinstall the air filter cover. Fasten it.



8

Screw in the fastening screws of the air filter cover. Use a drive socket #8. Use a ratchet wrench.



9

Lower the car.



WELL DONE! 

VIEW MORE TUTORIALS

AUTODOC – TOP QUALITY AND AFFORDABLE CAR PARTS ONLINE

AUTODOC MOBILE APP: GREAT DEALS AND CONVENIENT SHOPPING



+ AUTODOC

GET IT ON
Google Play

Download on the
App Store

Download

A GREAT SELECTION OF SPARE PARTS FOR YOUR CAR

BUY SPARE PARTS FOR FIAT

AIR FILTER: A WIDE SELECTION

CHOOSE CAR PARTS FOR FIAT BRAVO 2

AIR FILTER FOR FIAT: BUY NOW

AIR FILTER FOR FIAT BRAVO 2: THE BEST DEALS & OFFERS

DISCLAIMER:

The document contains only general recommendations that may be useful for you when you perform repair or replacement work. AUTODOC shall not be liable for any loss, injury, damage of property occurring in the repair or replacement process due to incorrect use or misinterpretation of the provided information.

AUTODOC shall not be liable for any possible mistakes and uncertainties in this guide. The information provided is for information purposes only and cannot replace advice from specialists.

AUTODOC shall not be liable for incorrect or hazardous usage of equipment, tools and car parts. AUTODOC strongly recommends to be careful and observe the safety rules when performing repair or replacement works. Remember: usage of low quality auto parts does not guarantee you the appropriate level of road safety.

© Copyright 2023 – All the contents of this website, in particular texts, photographs and graphics, are protected by copyright. All rights, including reproduction, publication, editing and translation rights, are reserved by AUTODOC SE.