



How to change front anti
roll bar links on **VW**
Passat B7 saloon –
replacement guide

VIDEO TUTORIAL



Important!

This replacement procedure can be used for:

VW Passat B7 Saloon (362) 1.4 TSI, VW Passat B7 Saloon (362) 1.8 TSI, VW Passat B7 Saloon (362) 2.0 TSI, VW Passat B7 Saloon (362) 1.6 TDI, VW Passat B7 Saloon (362) 2.0 TDI, VW Passat B7 Saloon (362) 2.0 TDI 4motion, VW Passat B7 Saloon (362) 1.4 TSI EcoFuel, VW Passat B7 Variant (365) 1.4 TSI, VW Passat B7 Variant (365) 1.8 TSI, VW Passat B7 Variant (365) 1.6 TDI, VW Passat B7 Variant (365) 2.0 TSI, VW Passat B7 Variant (365) 2.0 TDI, VW Passat B7 Variant (365) 2.0 TDI 4motion, VW Passat B7 Variant (365) 1.4 TSI EcoFuel, VW Touran I (1T3) 1.2 TSI, (+ 411)

The steps may slightly vary depending on the car design.

REPLACEMENT: ANTI ROLL BAR LINKS – VW PASSAT
B7 SALOON. TOOLS YOU MIGHT NEED:



- Wire brush
- WD-40 spray
- Brake cleaner
- Copper grease
- Torque wrench
- Combination spanner #18
- Drive socket # 18
- XZN socket bit # 6
- Wheel impact socket #17
- Ratchet wrench
- Wheel chock

BUY TOOLS

AUTODOC recommends:

- Replace the stabiliser links on VW Passat B7 saloon in pairs.
- The replacement procedure is identical for both stabiliser links on the same axle.
- Please note: all work on the car – VW Passat B7 saloon – should be done with the engine switched off.

CARRY OUT REPLACEMENT IN THE FOLLOWING ORDER:

1 Secure the wheels with chocks.

2 Loosen the wheel mounting bolts. Use wheel impact socket #17.



3 Raise the front of the car and secure on supports.



4

Unscrew the wheel bolts.




AUTODOC recommends:

- Warning! To avoid injury, hold the wheel while unscrewing the fastening bolts. VW Passat B7 saloon

5

Remove the wheel.



6

Clean all joints of the stabiliser link. Use a wire brush. Use WD-40 spray.



7


Unscrew the fastener connecting the stabilizer link to the shock strut. Use a drive socket #18. Use a ratchet wrench.




- 8 Unscrew the fastener connecting the stabilizer link to the stabilizer bar. Use a combination spanner #18. Use XZN #6. Use a ratchet wrench.



- 9 Remove the stabilizer rod.



- 10 Clean the mounting seats of the stabiliser link. Use a wire brush. Use WD-40 spray.



- 11 Install the transverse stabilizer link.



12

Tighten the stabiliser link fastener. Use a combination spanner #18. Use XZN #6. Use a ratchet wrench.



13

Tighten the fastener connecting the stabilizer link to the shock strut. Use a combination spanner #18. Use a drive socket #18. Use XZN #6. Use a torque wrench. Tighten it to 55 Nm torque.



14

Tighten the fastener connecting the stabilizer link to the stabilizer bar. Use a combination spanner #18. Use a drive socket #18. Use XZN #6. Use a torque wrench. Tighten it to 55 Nm torque.



15

Treat all joints of the stabiliser link. Use copper grease.




16 Clean the wheel rim mounting seat. Use a wire brush.

17 Treat the surface where the brake disc contacts the wheel rim. Use copper grease.



18 Clean the brake disk surface. Use a brake cleaner.



AUTODOC recommends:

- Replacement: anti roll bar links – VW Passat B7 saloon. After applying the spray, wait a few minutes.

19 Install the wheel.




AUTODOC recommends:

- Warning! To avoid injury, hold the wheel while screwing in the fastening bolts on the car. VW Passat B7 saloon


20

Screw in the wheel bolts. Use wheel impact socket #17.




21

Lower the car and working in a cross order, tighten the wheel bolts. Use wheel impact socket #17. Use a torque wrench. Tighten it to 120 Nm torque.



22

Remove the jacks and chocks.



WELL DONE! 

[VIEW MORE TUTORIALS](#)

AUTODOC – TOP QUALITY AND AFFORDABLE CAR PARTS ONLINE

AUTODOC MOBILE APP: GREAT DEALS AND CONVENIENT SHOPPING

AUTODOC+

GET IT ON
Google Play

Download on the
App Store

Download

A GREAT SELECTION OF SPARE PARTS FOR YOUR CAR

BUY SPARE PARTS FOR VW

ANTI ROLL BAR LINKS: A WIDE SELECTION

CHOOSE CAR PARTS FOR VW PASSAT B7 SALOON

ANTI ROLL BAR LINKS FOR VW: BUY NOW

**ANTI ROLL BAR LINKS FOR VW PASSAT B7 SALOON: THE
BEST DEALS & OFFERS**

ⓘ DISCLAIMER:

The document contains only general recommendations that may be useful for you when you perform repair or replacement work. AUTODOC shall not be liable for any loss, injury, damage of property occurring in the repair or replacement process due to incorrect use or misinterpretation of the provided information.

AUTODOC shall not be liable for any possible mistakes and uncertainties in this guide. The information provided is for information purposes only and cannot replace advice from specialists.

AUTODOC shall not be liable for incorrect or hazardous usage of equipment, tools and car parts. AUTODOC strongly recommends to be careful and observe the safety rules when performing repair or replacement works. Remember: usage of low quality auto parts does not guarantee you the appropriate level of road safety.

© Copyright 2021 – All the contents of this website, in particular texts, photographs and graphics, are protected by copyright. All rights, including reproduction, publication, editing and translation rights, are reserved by AUTODOC GmbH.