



How to change front anti
roll bar links on **VW**
Passat 3C B6 Variant –
replacement guide

VIDEO TUTORIAL



i Important!

This replacement procedure can be used for:

VW Passat Saloon (362) 1.4 TSI, VW Passat Saloon (362) 1.8 TSI, VW Passat Saloon (362) 2.0 TSI, VW Passat Saloon (362) 1.6 TDI, VW Passat Saloon (362) 2.0 TDI, VW Passat Saloon (362) 2.0 TDI 4motion, VW Passat Saloon (362) 1.4 TSI EcoFuel, VW Passat Variant (365) 1.4 TSI, VW Passat Variant (365) 1.8 TSI, VW Passat Variant (365) 1.6 TDI, VW Passat Variant (365) 2.0 TSI, VW Passat Variant (365) 2.0 TDI, VW Passat Variant (365) 2.0 TDI 4motion, VW Passat Variant (365) 1.4 TSI EcoFuel, VW TOURAN (1T3) 1.2 TSI, (+ 409)

The steps may slightly vary depending on the car design.

REPLACEMENT: ANTI ROLL BAR LINKS – PASSAT VARIANT B6. TOOLS YOU'LL NEED:



- Wire brush
- WD-40 spray
- Brake cleaner
- Copper grease
- Combination spanner #18
- Drive socket # 18
- HEX bit no.H5.
- Wheel impact socket #17
- Ratchet wrench
- Torque wrench
- Wheel chock

BUY TOOLS


Replacement: anti roll bar links – VW Passat 3C5. AUTODOC recommends:

- Replace the stabiliser links on VW Passat 3C B6 Variant in pairs.
- The replacement procedure is identical for both stabiliser links on the same axle.
- Please note: all work on the car – Passat B6 3C Variant – should be done with the engine switched off.

CARRY OUT REPLACEMENT IN THE FOLLOWING ORDER:


1

Secure the wheels with chocks.



2

Loosen the wheel mounting bolts. Use wheel impact socket #17.




3

Raise the front of the car and secure on supports.



4

Unscrew the wheel bolts.




Replacement: anti roll bar links – VW Passat 3C5. AUTODOC experts recommend:

- To avoid injury, hold up the wheel when unscrewing the bolts.


5

Remove the wheel.




6


Clean the stabiliser link fasteners. Use a wire brush. Use WD-40 spray.




- 7** Unscrew the fastener connecting the stabilizer link to the shock strut. Use a drive socket #18. Use a ratchet wrench.



- 8** Unscrew the fastener connecting the stabilizer link to the stabilizer bar. Use a combination spanner #18. Use HEX No.H5. Use a ratchet wrench.



- 9** Remove the stabilizer rod.




Replacement: anti roll bar links – Passat Variant B6. Tip from AUTODOC:

- Examine stabiliser bushes. Replace them if needed.


10

Clean the mounting seats of the stabiliser link. Use a wire brush. Use WD-40 spray.



11

Install a new rod, tighten the fasteners.




12

Tighten the fastener connecting the stabilizer link to the stabilizer bar. Use a combination spanner #18. Use a drive socket #18. Use a torque wrench. Tighten it to 65 Nm torque.




13


Tighten the fastener connecting the stabilizer link to the shock strut. Use a combination spanner #18. Use a drive socket #18. Use a torque wrench. Tighten it to 65 Nm torque.




- 14 Treat all joints of the stabiliser link. Use copper grease.



- 15 Treat the surface where the brake disc contacts the wheel rim. Use copper grease.




- 16 Clean the brake disk surface. Use a brake cleaner.



AUTODOC recommends:

- Replacement: anti roll bar links – Passat B6 3C Variant. After applying the spray, wait a few minutes.

- 17 Install the wheel.




Replacement: anti roll bar links – VW Passat Variant B6. Tip:

- To avoid injury, hold up the wheel when screwing in the fastening bolts.

18

Screw in the wheel bolts. Use wheel impact socket #17.




19

Lower the car and working in a cross order, tighten the wheel bolts. Use wheel impact socket #17. Use a torque wrench. Tighten it to 120 nm torque.



20

Remove the jacks and chocks.



WELL DONE! 

[VIEW MORE TUTORIALS](#)

AUTODOC – TOP QUALITY AND AFFORDABLE CAR PARTS ONLINE

AUTODOC MOBILE APP: GREAT DEALS AND CONVENIENT SHOPPING



+ AUTODOC

GET IT ON
Google Play

Download on the
App Store

Download

A GREAT SELECTION OF SPARE PARTS FOR YOUR CAR

BUY SPARE PARTS FOR VW

ANTI ROLL BAR LINKS: A WIDE SELECTION

CHOOSE CAR PARTS FOR VW PASSAT 3C B6 VARIANT

ANTI ROLL BAR LINKS FOR VW: BUY NOW

**ANTI ROLL BAR LINKS FOR VW PASSAT 3C B6 VARIANT:
THE BEST DEALS & OFFERS**

DISCLAIMER:

The document contains only general recommendations that may be useful for you when you perform repair or replacement work. AUTODOC shall not be liable for any loss, injury, damage of property occurring in the repair or replacement process due to incorrect use or misinterpretation of the provided information.

AUTODOC shall not be liable for any possible mistakes and uncertainties in this guide. The information provided is for information purposes only and cannot replace advice from specialists.

AUTODOC shall not be liable for incorrect or hazardous usage of equipment, tools and car parts. AUTODOC strongly recommends to be careful and observe the safety rules when performing repair or replacement works. Remember: usage of low quality auto parts does not guarantee you the appropriate level of road safety.

© Copyright 2023 – All the contents of this website, in particular texts, photographs and graphics, are protected by copyright. All rights, including reproduction, publication, editing and translation rights, are reserved by AUTODOC SE.