



How to change rear
windshield wipers on
Toyota Aygo ABI –
replacement guide

VIDEO TUTORIAL



ⓘ Important!

This replacement procedure can be used for:

TOYOTA Yaris I Hatchback (P1) 1.0 (SCP10_), TOYOTA Yaris I Hatchback (P1) 1.5 (NCP13_), TOYOTA Yaris I Hatchback (P1) 1.4 D-4D (NLP10_), TOYOTA Yaris I Hatchback (P1) 1.3 (SCP12_), TOYOTA Aygo (AB10) 1, TOYOTA Aygo (AB10) 1.4 HDi, TOYOTA Aygo (AB10) 1.0 GPL (KGB10_)

The steps may slightly vary depending on the car design.

REPLACEMENT: WINDSHIELD WIPERS – TOYOTA AYGO AB1. LIST OF THE TOOLS YOU'LL NEED:



- Flat Screwdriver

[BUY TOOLS](#)

AUTODOC recommends:

- Warning! Shut down the engine before starting any work – Toyota Aygo AB1.

CARRY OUT REPLACEMENT IN THE FOLLOWING ORDER:

1

Prepare the new windscreen wipers.




2

Pull the wiper arm away from the glass surface until it stops.



3

Press the clip. Use a flat screwdriver. Remove the blade from the wiper arm.




Replacement: windshield wipers – Toyota Aygo AB1. Professionals recommend:

- When replacing the wiper blade, take caution to prevent the spring-loaded wiper arm from hitting the glass.

4

Install the new wiper blade and carefully press the wiper arm down to the glass.




Replacement: windshield wipers – Toyota Aygo AB1. Tip from AUTODOC:

- Don't touch the wiper blade at the working rubber edge to prevent damage to the graphite coating.
- Ensure that the blade rubber strip fits tightly to the glass along the entire length.


5

Switch on the ignition.



6

After installation check the wipers performance.



WELL DONE! 👍

[VIEW MORE TUTORIALS](#)

AUTODOC – TOP QUALITY AND AFFORDABLE CAR PARTS ONLINE

AUTODOC MOBILE APP: GREAT DEALS AND CONVENIENT SHOPPING

AUTODOC+

GET IT ON
Google Play

Download on the
App Store

Download

A GREAT SELECTION OF SPARE PARTS FOR YOUR CAR

BUY SPARE PARTS FOR TOYOTA

WINDSHIELD WIPERS: A WIDE SELECTION

CHOOSE CAR PARTS FOR TOYOTA AYGO AB1

WINDSHIELD WIPERS FOR TOYOTA: BUY NOW

**WINDSHIELD WIPERS FOR TOYOTA AYGO AB1: THE BEST
DEALS & OFFERS**

ⓘ DISCLAIMER:

The document contains only general recommendations that may be useful for you when you perform repair or replacement work. AUTODOC shall not be liable for any loss, injury, damage of property occurring in the repair or replacement process due to incorrect use or misinterpretation of the provided information.

AUTODOC shall not be liable for any possible mistakes and uncertainties in this guide. The information provided is for information purposes only and cannot replace advice from specialists.

AUTODOC shall not be liable for incorrect or hazardous usage of equipment, tools and car parts. AUTODOC strongly recommends to be careful and observe the safety rules when performing repair or replacement works. Remember: usage of low quality auto parts does not guarantee you the appropriate level of road safety.

© Copyright 2021 – All the contents of this website, in particular texts, photographs and graphics, are protected by copyright. All rights, including reproduction, publication, editing and translation rights, are reserved by AUTODOC GmbH.