



How to change wheel
cylinder on **AUDI COUPE**
(81, 85) – replacement
guide

SIMILAR VIDEO TUTORIAL



This video shows the replacement procedure of a similar car part on another vehicle

Important!

This replacement procedure can be used for:

AUDI COUPE (81, 85) 2.0, AUDI COUPE (81, 85) 2.2 GT, AUDI COUPE (81, 85) 2.1 GT

The steps may slightly vary depending on the car design.

This tutorial was created based on the replacement procedure for a similar car part on: VW Lupo (6X1, 6E1) 1.4 TDI

REPLACEMENT: WHEEL CYLINDER – AUDI COUPE (81, 85). TOOLS YOU'LL NEED:



- Wire brush
- WD-40 spray
- Copper grease
- Combination spanner #7
- Combination spanner #11
- Torx bit T30
- Wheel impact socket #17
- Ratchet wrench
- Torque wrench
- Flat Screwdriver
- Phillips screwdriver
- Wheel chock


Buy tools

Replacement: wheel cylinder – AUDI COUPE (81, 85). Tip from AUTODOC:


- Replace the wheel brake cylinders of the rear drum brakes in pairs.
- The replacement procedure is identical for the right and left wheel brake cylinders of the rear drum brakes.
- All work should be done with the engine stopped.

**REPLACEMENT: WHEEL CYLINDER – AUDI COUPE (81, 85).
RECOMMENDED SEQUENCE OF STEPS:**

1 Secure the wheels with chocks.



2 Loosen the wheel mounting bolts. Use wheel impact socket #17.



3 Raise the rear of the car and secure on supports.

4

Unscrew the wheel bolts.



AUTODOC recommends:

- Warning! To avoid injury, hold the wheel while unscrewing the fastening bolts.
AUDI COUPE (81, 85)

5

Remove the wheel.



6

Clean the brake drum fasteners. Use a wire brush. Use WD-40 spray.

7

Unscrew the brake drum fastening. Use a Phillips screwdriver.




8 Remove the brake drum.



Replacement: wheel cylinder – AUDI COUPE (81, 85). Tip from AUTODOC experts:

- Examine the brake drum. Replace it if necessary.

9 Disconnect the hydraulic line from the wheel cylinder back. Use a combination spanner #11.



Replacement: wheel cylinder – AUDI COUPE (81, 85). Tip from AUTODOC:

- Immediately plug the brake line open end to prevent fluid leakage and ingress of dirt into the hydraulic system.

10 Unscrew the brake cylinder fastening bolt. Use Torx T30. Use a ratchet wrench.



11 Remove the brake cylinder from the backplate. Use a flat screwdriver.



12 Clean the brake drum. Use a wire brush. Use WD-40 spray.

13 Clean the brake pipe attachment spot and the brake drum fastening bolts on AUDI COUPE (81, 85).

14 Install a new brake cylinder.



15 Screw the brake cylinder fastening bolts. Use Torx T30. Use a torque wrench. Tighten it to 8 nm torque.



- 16** Connect the hydraulic line to the wheel cylinder back. Use a combination spanner #11. Use a torque wrench. Tighten it to 14 nm torque.



- 17** Bleed the brake cylinder system. Use a combination spanner #7.



Replacement: wheel cylinder – AUDI COUPE (81, 85). Professionals recommend:

- Make sure to set the protection cap on the bleeder valve.

- 18** Clean the hub. Use a wire brush. Treat the contacting surface. Use copper grease.



19 Install a brake drum.



20 Tighten the brake drum fasteners. Use a Phillips screwdriver. Use a torque wrench. Tighten it to 4 Nm torque.




21 Clean the wheel rim mounting seat. Use a wire brush.

22 Treat the surface where the wheel rim contacts the brake drum. Use copper grease.



23 Install the wheel.



AUTODOC recommends:

- Important! Hold the wheel while screwing in the fastening bolts. AUDI COUPE (81, 85)

24

Screw in the wheel bolts. Use wheel impact socket #17.




25

Lower the car and working in a cross order, tighten the wheel bolts. Use wheel impact socket #17. Use a torque wrench. Tighten it to 110 nm torque.



26

Remove the jacks and chocks.




AUTODOC recommends:

- Bleed the brake system after replacing the cylinder on AUDI COUPE (81, 85).
- Check the brake fluid level in the expansion tank and refill if necessary.
- Perform test braking when driving at an average speed, the AUDI COUPE (81, 85) should not pull to one side.

27

Adjust the gap between the brake shoes and the drum on AUDI COUPE (81, 85), pressing the brake pedal 10-15 times.

**WELL DONE!** [VIEW MORE TUTORIALS](#)

AUTODOC – TOP QUALITY AND AFFORDABLE CAR PARTS ONLINE

AUTODOC MOBILE APP: GREAT DEALS AND CONVENIENT SHOPPING



A GREAT SELECTION OF SPARE PARTS FOR YOUR CAR

WHEEL CYLINDER: A WIDE SELECTION

(i) DISCLAIMER:

The document contains only general recommendations that may be useful for you when you perform repair or replacement work. AutoDoc shall not be liable for any loss, injury, damage of property occurring in the repair or replacement process due to incorrect use or misinterpretation of the provided information.

AutoDoc shall not be liable for any possible mistakes and uncertainties in this guide. The information provided is for information purposes only and cannot replace advice from specialists.

AutoDoc shall not be liable for incorrect or hazardous usage of equipment, tools and car parts. AutoDoc strongly recommends to be careful and observe the safety rules when performing repair or replacement works. Remember: usage of low quality auto parts does not guarantee you the appropriate level of road safety.

© Copyright 2022 – All the contents of this website, in particular texts, photographs and graphics, are protected by copyright. All rights, including reproduction, publication, editing and translation rights, are reserved by Autodoc GmbH.