



How to change
serpentine belt on **AUDI**
A2 (8Z0) – replacement
guide

SIMILAR VIDEO TUTORIAL



This video shows the replacement procedure of a similar car part on another vehicle

Important!

This replacement procedure can be used for:

AUDI A2 (8Z0) 1.6 FSI

The steps may slightly vary depending on the car design.

This tutorial was created based on the replacement procedure for a similar car part on: VW POLO (9N_) 1.4 16V

REPLACEMENT: SERPENTINE BELT – AUDI A2 (8Z0).
LIST OF THE TOOLS YOU'LL NEED:



• Combination spanner #16

• Fender cover

Buy tools

Replacement: serpentine belt – AUDI A2 (8Z0). AUTODOC experts recommend:

- All work should be done with the engine stopped.


REPLACEMENT: SERPENTINE BELT – AUDI A2 (8Z0). USE THE FOLLOWING PROCEDURE:

1 Open the hood.


2 Use a fender protection cover to prevent damaging paintwork and plastic parts of the car.

3 Lift the car using a jack or place it over an inspection pit.


4 Pull aside the V-ribbed belt tensioner pulley. Use a combination spanner #16.



5 Remove the V-ribbed belt.




6 Return the tensioner pulley to its initial position.



Replacement: serpentine belt – AUDI A2 (8Z0). Tip:

- Check the condition of the tensioner pulley and idler pulley. Replace them if necessary.


7 Install the V-ribbed belt.



Replacement: serpentine belt – AUDI A2 (8Z0). AUTODOC recommends:

- Make sure that the V-ribbed belt fits all pulleys snugly.

8 Pull aside the V-ribbed belt tensioner pulley. Use a combination spanner #16.



9 Place the V-ribbed belt on the tensioner pulley.



10 Return the tensioner pulley to its initial position.



11 Lower the car.

12 Run the engine for a few minutes. This is necessary in order to make sure that the component operates properly.

13 Shut off the engine.

14 Remove the fender protection cover.

15 Close the hood.

WELL DONE! 

VIEW MORE TUTORIALS

AUTODOC – TOP QUALITY AND AFFORDABLE CAR PARTS ONLINE

AUTODOC MOBILE APP: GREAT DEALS AND CONVENIENT SHOPPING



+ AUTODOC

GET IT ON
 **Google Play**

Download on the
 **App Store**

Download

A GREAT SELECTION OF SPARE PARTS FOR YOUR CAR

SERPENTINE BELT: A WIDE SELECTION

DISCLAIMER:

The document contains only general recommendations that may be useful for you when you perform repair or replacement work. AUTODOC shall not be liable for any loss, injury, damage of property occurring in the repair or replacement process due to incorrect use or misinterpretation of the provided information.

AUTODOC shall not be liable for any possible mistakes and uncertainties in this guide. The information provided is for information purposes only and cannot replace advice from specialists.

AUTODOC shall not be liable for incorrect or hazardous usage of equipment, tools and car parts. AUTODOC strongly recommends to be careful and observe the safety rules when performing repair or replacement works. Remember: usage of low quality auto parts does not guarantee you the appropriate level of road safety.

© Copyright 2023 – All the contents of this website, in particular texts, photographs and graphics, are protected by copyright. All rights, including reproduction, publication, editing and translation rights, are reserved by AUTODOC GmbH.