



How to change spark  
plugs on **AUDI 100 C3**  
**Avant (44, 44Q)** –  
replacement guide

## SIMILAR VIDEO TUTORIAL



This video shows the replacement procedure of a similar car part on another vehicle

### Important!

This replacement procedure can be used for:

AUDI 100 C3 Avant (44, 44Q) 1.8, AUDI 100 C3 Avant (44, 44Q) 1.8 quattro, AUDI 100 C3 Avant (44, 44Q) 1.8 Cat quattro, AUDI 100 C3 Avant (44, 44Q) 1.8 CAT

The steps may slightly vary depending on the car design.

This tutorial was created based on the replacement procedure for a similar car part on: AUDI 80 B4 Saloon (8C2) 2.0

REPLACEMENT: SPARK PLUGS – AUDI 100 C3 AVANT  
(44, 44Q). TOOLS YOU NEED:



- High-temperature anti-seize lubricant
- Torque wrench
- Spark plug socket # 20
- Ratchet wrench
- Fender cover

**Buy tools**

Replacement: spark plugs – AUDI 100 C3 Avant (44, 44Q). AUTODOC recommends:


- The replacement procedure is the same for all spark plugs.
- All work should be done with the engine stopped.

**REPLACEMENT: SPARK PLUGS – AUDI 100 C3 AVANT (44, 44Q). USE THE FOLLOWING PROCEDURE:**

**1** Open the hood.

**2** Use a fender protection cover to prevent damaging paintwork and plastic parts of the car.

**3** Remove the spark plug wire connectors from the spark plug wells.




Replacement: spark plugs – AUDI 100 C3 Avant (44, 44Q). AUTODOC experts recommend:

- Be careful to avoid damaging spark plug wires.
- Remember the sequence of the spark plug wires connectors.

**4** Clean dirt, dust and debris from inside the spark plug wells.

5

Unscrew the spark plugs. Use the spark plug socket #20. Use a ratchet wrench.




6

Take out the spark plugs.




7

Apply a thin layer of a special high temperature anti-seize lubricant to the threads of the new spark plugs.




8

Install the new spark plugs into their mounting seats.




- 9** Screw new spark plugs and tighten them. Use the spark plug socket #20. Use a torque wrench. Tighten it to 25 nm torque.



Replacement: spark plugs – AUDI 100 C3 Avant (44, 44Q). Professionals recommend:

- Don't tighten the plugs with excessive force. Exceeding tightening torque can damage the thread connection.
- Be careful when working with a spark plug wrench. Its skewing can cause damage to the threaded connection.

- 10** Install the spark plug wire connectors into the spark plug wells. Make sure you hear a click indicating that it is locked in place.



AUTODOC recommends:

- Replacement: spark plugs – AUDI 100 C3 Avant (44, 44Q). Follow the installation steps.

**11** Run the engine for a few minutes. This is necessary in order to make sure that the component operates properly.

**12** Shut off the engine.

**13** Remove the fender protection cover.

**14** Close the hood.

**WELL DONE!** 

[VIEW MORE TUTORIALS](#)

# AUTODOC – TOP QUALITY AND AFFORDABLE CAR PARTS ONLINE

**AUTODOC MOBILE APP: GREAT DEALS AND CONVENIENT SHOPPING**



**+ AUTODOC**

GET IT ON  
**Google Play**

Download on the  
**App Store**

**Download**

**A GREAT SELECTION OF SPARE PARTS FOR YOUR CAR**

**SPARK PLUGS: A WIDE SELECTION**

## **DISCLAIMER:**

The document contains only general recommendations that may be useful for you when you perform repair or replacement work. AUTODOC shall not be liable for any loss, injury, damage of property occurring in the repair or replacement process due to incorrect use or misinterpretation of the provided information.

AUTODOC shall not be liable for any possible mistakes and uncertainties in this guide. The information provided is for information purposes only and cannot replace advice from specialists.

AUTODOC shall not be liable for incorrect or hazardous usage of equipment, tools and car parts. AUTODOC strongly recommends to be careful and observe the safety rules when performing repair or replacement works. Remember: usage of low quality auto parts does not guarantee you the appropriate level of road safety.

© Copyright 2023 – All the contents of this website, in particular texts, photographs and graphics, are protected by copyright. All rights, including reproduction, publication, editing and translation rights, are reserved by AUTODOC SE.