




How to change number
plate light on **Audi A4 B7**
– replacement guide

VIDEO TUTORIAL



Important!

This replacement procedure can be used for:

AUDI A6 C6 Saloon (4F2) 3.0 TFSI quattro, AUDI A6 C6 Avant (4F5) 3.0 TFSI quattro, AUDI A6 C6 Saloon (4F2) 3.2 FSI, AUDI A4 B6 Saloon (8E2) 1.8 T, AUDI A4 B6 Saloon (8E2) 2.0, AUDI A4 B6 Saloon (8E2) 1.8 T quattro, AUDI A4 B6 Saloon (8E2) 3.0, AUDI A4 B6 Saloon (8E2) 3.0 quattro, AUDI A4 B6 Saloon (8E2) 1.9 TDI, AUDI A4 B6 Saloon (8E2) 2.5 TDI quattro, AUDI A4 B6 Saloon (8E2) 1.6, AUDI A4 B6 Saloon (8E2) 2.5 TDI, AUDI A4 B6 Avant (8E5) 1.6, AUDI A4 B6 Avant (8E5) 2.0, AUDI A4 B6 Avant (8E5) 1.8 T, (+ 107)

The steps may slightly vary depending on the car design.

REPLACEMENT: NUMBER PLATE LIGHT – AUDI A4 B7. TOOLS YOU NEED:



- Electronic spray
- Flat Screwdriver
- Phillips screwdriver

BUY TOOLS

Replacement: number plate light – Audi A4 B7. AUTODOC recommends:

- The replacement procedure is identical for all rear number plate lights.
- Replace all rear number plate lights at the same time.
- All work should be done with the engine stopped.

REPLACEMENT: NUMBER PLATE LIGHT – AUDI A4 B7. TAKE THE FOLLOWING STEPS:


1

Remove the number plate.



2

Open the boot lid.



3

Unscrew the fastener of the number plate light housing. Use a Phillips screwdriver.



4

Remove the number plate light housing.



5

Treat the connectors of the number plate light. Use dielectric grease. Use a flat screwdriver.



Please note!

- The spray will protect the electrical contacts from corrosion, oxidation, and will reduce the contact resistance.

6

Install the housing of the new number plate light.




7

Screw in the fastener of the number plate light housing. Use a Phillips screwdriver.



8

Switch on the ignition. This is necessary in order to make sure that the component operates properly.




9

Switch off the ignition.

10

Close the lid of the luggage compartment.



11

Install the number plate.

WELL DONE! 

[VIEW MORE TUTORIALS](#)

AUTODOC – TOP QUALITY AND AFFORDABLE CAR PARTS ONLINE

AUTODOC MOBILE APP: GREAT DEALS AND CONVENIENT SHOPPING



AUTODOC

GET IT ON
Google Play

Download on the
App Store

Download

A GREAT SELECTION OF SPARE PARTS FOR YOUR CAR

BUY SPARE PARTS FOR AUDI

NUMBER PLATE LIGHT: A WIDE SELECTION

[**CHOOSE CAR PARTS FOR AUDI A4 B7**](#)[**NUMBER PLATE LIGHT FOR AUDI: BUY NOW**](#)[**NUMBER PLATE LIGHT FOR AUDI A4 B7: THE BEST DEALS & OFFERS**](#)

DISCLAIMER:

The document contains only general recommendations that may be useful for you when you perform repair or replacement work. AUTODOC shall not be liable for any loss, injury, damage of property occurring in the repair or replacement process due to incorrect use or misinterpretation of the provided information.

AUTODOC shall not be liable for any possible mistakes and uncertainties in this guide. The information provided is for information purposes only and cannot replace advice from specialists.

AUTODOC shall not be liable for incorrect or hazardous usage of equipment, tools and car parts. AUTODOC strongly recommends to be careful and observe the safety rules when performing repair or replacement works. Remember: usage of low quality auto parts does not guarantee you the appropriate level of road safety.

© Copyright 2022 – All the contents of this website, in particular texts, photographs and graphics, are protected by copyright. All rights, including reproduction, publication, editing and translation rights, are reserved by AUTODOC GmbH.