



How to change front anti
roll bar links on **Audi A4
B5 Avant** – replacement
guide

VIDEO TUTORIAL



i Important!

This replacement procedure can be used for:

AUDI A4 Saloon (8D2, B5) 1.6, AUDI A4 Saloon (8D2, B5) 1.8, AUDI A4 Saloon (8D2, B5) 1.8 T, AUDI A4 Saloon (8D2, B5) 2.6, AUDI A4 Saloon (8D2, B5) 2.8, AUDI A4 Saloon (8D2, B5) 1.9 TDI, AUDI A4 Saloon (8D2, B5) 1.8 quattro, AUDI A4 Saloon (8D2, B5) 1.8 T quattro, AUDI A4 Saloon (8D2, B5) 2.6 quattro, AUDI A4 Saloon (8D2, B5) 2.8 quattro, AUDI A4 Avant (8D5, B5) 1.6, AUDI A4 Avant (8D5, B5) 1.8, AUDI A4 Avant (8D5, B5) 2.6, AUDI A4 Avant (8D5, B5) 2.8, AUDI A4 Avant (8D5, B5) 1.9 TDI, (+ 64)

The steps may slightly vary depending on the car design.

REPLACEMENT: ANTI ROLL BAR LINKS – AUDI A4 B5 AVANT. TOOLS YOU MIGHT NEED:



- Wire brush
- WD-40 spray
- Brake cleaner
- Copper grease
- Combination spanner #15
- Combination spanner #16
- Wheel impact socket #17
- Torque wrench
- Wheel chock

BUY TOOLS

Replacement: anti roll bar links – Audi A4 B5 Avant. Professionals recommend:

- Replace the stabiliser links on Audi A4 B5 Avant in pairs.
- The replacement procedure is identical for both stabiliser links on the same axle.
- All work should be done with the engine stopped.

REPLACEMENT: ANTI ROLL BAR LINKS – AUDI A4 B5 AVANT. TAKE THE FOLLOWING STEPS:

1

Secure the wheels with chocks.



2

Loosen the wheel mounting bolts. Use wheel impact socket #17.



3

Raise the front of the car and secure on supports.



4

Unscrew the wheel bolts.



Replacement: anti roll bar links – Audi A4 B5 Avant. Tip:

- To avoid injury, hold up the wheel when unscrewing the bolts.

5

Remove the wheel.




6


Clean the stabiliser link fasteners. Use a wire brush. Use WD-40 spray.

7

Unscrew the fastener connecting the stabilizer link to the stabilizer bar. Use a combination spanner #15. Use a combination spanner #16.




- 8** Unscrew the fastener connecting the stabilizer bar with the control arm. Use a combination spanner #15. Use a combination spanner #16.



- 9** Remove the fastening bolts.

- 10** Remove the stabilizer rod.




Replacement: anti roll bar links – Audi A4 B5 Avant. AUTODOC experts recommend:

- Examine stabiliser bushes. Replace them if needed.


- 11** Clean the mounting seats of the stabiliser link. Use a wire brush. Use WD-40 spray.

- 12** Install the transverse stabilizer link.



13 Install the fastening bolts.


14 Tighten the fastener connecting the stabilizer link to the stabilizer bar. Use a combination spanner #15. Use a combination spanner #16. Use a torque wrench. Tighten it to 40 Nm torque.+90°



AUTODOC recommends:

- Important! Be sure to use new fasteners.

15 Tighten the fastener connecting the stabilizer bar with the control arm. Use a combination spanner #15. Use a combination spanner #16. Use a torque wrench. Tighten it to 40 Nm torque.+90°




AUTODOC recommends:

- Important! Be sure to use new fasteners.

16 Treat all joints of the stabiliser link. Use copper grease.

17

Treat the surface where the brake disc contacts the wheel rim. Use copper grease.



18

Clean the brake disk surface. Use a brake cleaner.



AUTODOC recommends:

- Replacement: anti roll bar links – Audi A4 B5 Avant. After applying the spray, wait a few minutes.

19

Install the wheel.



AUTODOC recommends:

- Important! Hold the wheel while screwing in the fastening bolts. Audi A4 B5 Avant

20

Screw in the wheel bolts. Use wheel impact socket #17.




21

Lower the car and working in a cross order, tighten the wheel bolts. Use wheel impact socket #17. Use a torque wrench. Tighten it to 120 nm torque.



22

Remove the jacks and chocks.



WELL DONE! 

VIEW MORE TUTORIALS

AUTODOC – TOP QUALITY AND AFFORDABLE CAR PARTS ONLINE

AUTODOC MOBILE APP: GREAT DEALS AND CONVENIENT SHOPPING



+ AUTODOC

GET IT ON
 Google Play

 Download on the
App Store

Download

A GREAT SELECTION OF SPARE PARTS FOR YOUR CAR

BUY SPARE PARTS FOR AUDI

ANTI ROLL BAR LINKS: A WIDE SELECTION

CHOOSE CAR PARTS FOR AUDI A4 B5 AVANT

ANTI ROLL BAR LINKS FOR AUDI: BUY NOW

**ANTI ROLL BAR LINKS FOR AUDI A4 B5 AVANT: THE BEST
DEALS & OFFERS**

DISCLAIMER:

The document contains only general recommendations that may be useful for you when you perform repair or replacement work. AUTODOC shall not be liable for any loss, injury, damage of property occurring in the repair or replacement process due to incorrect use or misinterpretation of the provided information.

AUTODOC shall not be liable for any possible mistakes and uncertainties in this guide. The information provided is for information purposes only and cannot replace advice from specialists.

AUTODOC shall not be liable for incorrect or hazardous usage of equipment, tools and car parts. AUTODOC strongly recommends to be careful and observe the safety rules when performing repair or replacement works. Remember: usage of low quality auto parts does not guarantee you the appropriate level of road safety.

© Copyright 2022 – All the contents of this website, in particular texts, photographs and graphics, are protected by copyright. All rights, including reproduction, publication, editing and translation rights, are reserved by AUTODOC GmbH.