



How to change air filter
on **Honda Accord VIII CU**
– replacement guide

VIDEO TUTORIAL



Important!

This replacement procedure can be used for:
HONDA Accord VIII Saloon (CU) 2.4 i (CU2), HONDA Accord VIII Estate (CW) 2.4 i (CW2)

The steps may slightly vary depending on the car design.

REPLACEMENT: AIR FILTER – HONDA ACCORD VIII CU.
TOOLS YOU NEED:



• Microfibre towel

• Fender cover


BUY TOOLS

AUTODOC recommends:

- Replacement: air filter – Honda Accord VIII CU. Follow the maintenance schedule, recommendations, and requirements specified by the manufacturer.
- All work should be done with the engine stopped.


REPLACEMENT: AIR FILTER – HONDA ACCORD VIII CU. USE THE FOLLOWING PROCEDURE:

1 Open the bonnet.




2 Use a fender protection cover to prevent damaging paintwork and plastic parts of the car.

3 Release the air filter cover clips.




4 Take off the filter lid.




5 Remove the filter element from the filter housing.



6 Cover the air intake hose with a microfibre towel to prevent dust and dirt from getting into the system.



7 Clean the air filter cover and housing.



Replacement: air filter – Honda Accord VIII CU. Tip from AUTODOC experts:

- Before cleaning the air filter cover and housing, cover the air duct parts, mass airflow sensor (if available), throttle valve with a clean cloth.

8

Insert a new filter element into the filter housing. Make sure that the filter edge fits tight to the housing.



Replacement: air filter – Honda Accord VIII CU. Tip:

- Check out the correct location of the filter element. Do not skew.
- Honda Accord VIII CU – It's important to only use high-quality filters.


9

Reinstall the air filter cover. Fasten it.



10

Press the air filter cover clips into place.




11

Remove the fender protection cover.

12

Close the hood.



WELL DONE! 

[VIEW MORE TUTORIALS](#)

AUTODOC – TOP QUALITY AND AFFORDABLE CAR PARTS ONLINE

AUTODOC MOBILE APP: GREAT DEALS AND CONVENIENT SHOPPING



The image shows two smartphones displaying the Autodoc mobile app. The left phone shows a search bar with the text '2-1 Pritsche (901, 902) 208 CDI (82 PS, 8J ab ... 2.4 d engine', a 'TODAY'S OFFERS' section with a car air filter and a 'CATEGORIES' section listing 'Axel Mount', 'Steering Whe', and 'Spark, G'. The right phone shows the Autodoc logo and a collection of car parts including wheels, tires, and engine components.

AUTODOC

GET IT ON
Google Play

Download on the
App Store

Download

A GREAT SELECTION OF SPARE PARTS FOR YOUR CAR

BUY SPARE PARTS FOR HONDA

AIR FILTER: A WIDE SELECTION

CHOOSE CAR PARTS FOR HONDA ACCORD VIII CU

AIR FILTER FOR HONDA: BUY NOW

**AIR FILTER FOR HONDA ACCORD VIII CU: THE BEST DEALS
& OFFERS**

ⓘ DISCLAIMER:

The document contains only general recommendations that may be useful for you when you perform repair or replacement work. AUTODOC shall not be liable for any loss, injury, damage of property occurring in the repair or replacement process due to incorrect use or misinterpretation of the provided information.

AUTODOC shall not be liable for any possible mistakes and uncertainties in this guide. The information provided is for information purposes only and cannot replace advice from specialists.

AUTODOC shall not be liable for incorrect or hazardous usage of equipment, tools and car parts. AUTODOC strongly recommends to be careful and observe the safety rules when performing repair or replacement works. Remember: usage of low quality auto parts does not guarantee you the appropriate level of road safety.

© Copyright 2021 – All the contents of this website, in particular texts, photographs and graphics, are protected by copyright. All rights, including reproduction, publication, editing and translation rights, are reserved by AUTODOC GmbH.