



How to change air filter
on **Peugeot 407 saloon** –
replacement guide

VIDEO TUTORIAL



Important!

This replacement procedure can be used for:

PEUGEOT 407 SW 1.6 HDi 110, PEUGEOT Expert II Tepee (VF3X) 1.6 HDi 90 16V, PEUGEOT Expert II Van 1.6 HDi 90 16V, PEUGEOT Expert II Platform/Chassis 1.6 HDi 90 16V, PEUGEOT Expert II Tepee (VF3X) 1.6 HDi 90 8V, PEUGEOT Expert II Van 1.6 HDi 90 8V, PEUGEOT Expert II Platform/Chassis 1.6 HDi 90 8V, PEUGEOT 407 SW Box Body / Estate (6E_) 1.6 HDi

The steps may slightly vary depending on the car design.

REPLACEMENT: AIR FILTER – PEUGEOT 407 SALOON.
TOOLS YOU NEED:



- Flat Screwdriver
- Microfibre towel
- Phillips screwdriver
- Fender cover

BUY TOOLS

Replacement: air filter – Peugeot 407 saloon. Tip from AUTODOC experts:

- Follow the terms, recommendations and requirements of the part operation provided by the manufacturer.
- Please note: all work on the car – Peugeot 407 saloon – should be done with the engine switched off.

CARRY OUT REPLACEMENT IN THE FOLLOWING ORDER:


1

Open the bonnet.




2

Use a fender protection cover to prevent damaging paintwork and plastic parts of the car.



3

Remove the engine cover.



Replacement: air filter – Peugeot 407 saloon. Professionals recommend:


- Raise the engine cover, holding it on two sides simultaneously.
- Replacement: air filter – Peugeot 407 saloon. Do not use excessive force when removing the part as this may damage it.

4

Detach the air intake hose clamp. Use a flat screwdriver.


5

Loosen the fastening clamp connecting the air duct to the air filter housing. Use a flat screwdriver.



6

Remove the air distribution housing assembly. Use a flat screwdriver.




7

Cover the turbocharger impeller with a microfibre cloth, to prevent the ingress of dirt and foreign objects into the system.


- 8 Unplug the mass air flow sensor connector. Use a flat screwdriver.




- 9 Undo the fastening screws of the air filter cover. Use a Phillips screwdriver.



- 10 Take off the filter lid.



- 11 Remove the filter element from the filter housing.




- 12 Clean the air filter cover and housing.

Replacement: air filter – Peugeot 407 saloon. Tip:

- Before cleaning the air filter cover and housing, cover the air duct parts, mass airflow sensor (if available), throttle valve with a clean cloth.

13

Insert a new filter element into the filter housing. Make sure that the filter edge fits tight to the housing.




AUTODOC recommends:

- Replacement: air filter – Peugeot 407 saloon. Be sure to position the filtering element correctly. Avoid misalignment.
- Take care to only use quality filters.
- During installation, make sure to prevent dust and dirt from getting into the air filter housing.


14

Reinstall the air filter cover. Fasten it.



15

Screw in the fastening screws of the air filter cover. Use a Phillips screwdriver.




16

Remove the microfibre cloth from the turbocharger impeller.


17

Reinstall the air distribution housing assembly.




18

Plug in the mass air flow sensor connector.




19

Fasten the clamp on the air intake hose. Use a flat screwdriver.




20

Screw the fastening clamp connecting the air duct to the air filter housing. Use a flat screwdriver.



21

Install the engine cover and secure it.



Replacement: air filter – Peugeot 407 saloon. Tip from AUTODOC experts:

- Make sure the engine cover is properly seated. It should not be displaced with respect to the guiding fasteners.
- Replacement: air filter – Peugeot 407 saloon. Do not use excessive force during installation. This may damage the fasteners.

22

Remove the fender protection cover.

23

Close the hood.

**WELL DONE!** 👍[VIEW MORE TUTORIALS](#)

AUTODOC – TOP QUALITY AND AFFORDABLE CAR PARTS ONLINE

AUTODOC MOBILE APP: GREAT DEALS AND CONVENIENT SHOPPING



AUTODOC

GET IT ON
Google Play

Download on the
App Store

Download

A GREAT SELECTION OF SPARE PARTS FOR YOUR CAR

BUY SPARE PARTS FOR PEUGEOT

AIR FILTER: A WIDE SELECTION

CHOOSE CAR PARTS FOR PEUGEOT 407 SALOON

AIR FILTER FOR PEUGEOT: BUY NOW

AIR FILTER FOR PEUGEOT 407 SALOON: THE BEST DEALS & OFFERS

DISCLAIMER:

The document contains only general recommendations that may be useful for you when you perform repair or replacement work. AUTODOC shall not be liable for any loss, injury, damage of property occurring in the repair or replacement process due to incorrect use or misinterpretation of the provided information.

AUTODOC shall not be liable for any possible mistakes and uncertainties in this guide. The information provided is for information purposes only and cannot replace advice from specialists.

AUTODOC shall not be liable for incorrect or hazardous usage of equipment, tools and car parts. AUTODOC strongly recommends to be careful and observe the safety rules when performing repair or replacement works. Remember: usage of low quality auto parts does not guarantee you the appropriate level of road safety.

© Copyright 2022 – All the contents of this website, in particular texts, photographs and graphics, are protected by copyright. All rights, including reproduction, publication, editing and translation rights, are reserved by AUTODOC GmbH.