



VIDEO TUTORIAL

Important!

This replacement procedure can be used for:
PEUGEOT 308 I (4A_, 4C_) 1.6 16V, PEUGEOT 308 SW I (4E_, 4H_) 1.6 16V

The steps may slightly vary depending on the car design.

REQUIRED TOOLS:



- Flat screwdriver

AUTODOC recommends:

- Always replace front wiper blades together. It will ensure efficient and uniform cleaning of the windshield.
- Don't confuse the wiper blades of the driver and passenger side.
- The replacement procedure for both wiper blades is identical.
- All work should be done with the engine stopped.

CARRY OUT REPLACEMENT IN THE FOLLOWING ORDER:

1



Switch on the ignition. Pull the windscreen wiper stalk to the downward position.

2



Switch off the ignition. In the service mode, the wipers will be in the upper position.

3




Prepare the new windscreen wipers.

4



Pull the wiper arm away from the glass surface until it stops.

5



Press the clip. Remove the blade from the wiper arm.

AUTODOC recommends:

- When replacing the wiper blade, take caution to prevent the spring-loaded wiper arm from hitting the glass.

6



Install the new wiper blade and carefully press the wiper arm down to the glass.

AUTODOC recommends:

- Don't touch the wiper blade at the working rubber edge to prevent damage to the graphite coating.

7



Switch on the ignition. Pull the windscreen wiper stalk to the downward position. By doing so, you will switch the windscreen wipers from the service mode to the operation mode.

AUTODOC recommends:

- Ensure that the blade rubber strip fits tightly to the glass along the entire length.

**DID YOU FIND THESE INSTRUCTIONS
HELPFUL?**

YES

NO



BECOME A MEMBER OF AUTODOC CLUB!

AUTODOC — TOP QUALITY AND AFFORDABLE CAR PARTS ONLINE

AUTODOC MOBILE APP: GREAT DEALS AND CONVENIENT SHOPPING



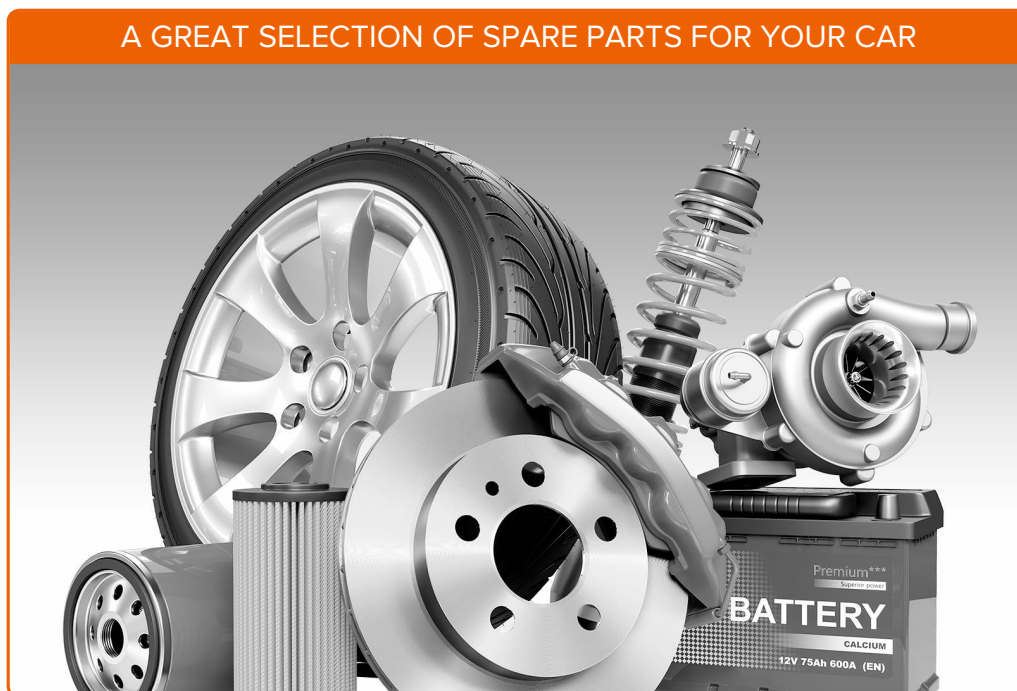
AUTODOC APP

Download

 **Google play**

 **App Store**


A GREAT SELECTION OF SPARE PARTS FOR YOUR CAR



BUY SPARE PARTS FOR PEUGEOT




WINDSCREEN WIPERS: A WIDE SELECTION



CHOOSE CAR PARTS FOR PEUGEOT 308 T7 (4A_, 4C_)



WINDSCREEN WIPERS FOR PEUGEOT: BUY NOW



WINDSCREEN WIPERS FOR PEUGEOT 308 T7 (4A_, 4C_): THE BEST DEALS & OFFERS



Disclaimer:

The document contains only general recommendations that may be useful for you when you perform repair or replacement work. AutoDoc shall not be liable for any loss, injury, damage of property occurring in the repair or replacement process due to incorrect use or misinterpretation of the provided information.

AutoDoc shall not be liable for any possible mistakes and uncertainties in this guide. The information provided is for information purposes only and cannot replace advice from specialists.

AutoDoc shall not be liable for incorrect or hazardous usage of equipment, tools and car parts. AutoDoc strongly recommends to be careful and observe the safety rules when performing repair or replacement works. Remember: usage of low quality auto parts does not guarantee you the appropriate level of road safety.

© Copyright 2018 – All the contents of this website, in particular texts, photographs and graphics, are protected by copyright. All rights, including reproduction, publication, editing and translation rights, are reserved by Autodoc GmbH.